



Phase One: Inventory

Ice Arenas, Indoor Pools, Outdoor Pools & Curling Facilities

BC Recreation & Parks Association Community Recreation Facilities Assessment Study

January 2004





About the BCRPA

The British Columbia Recreation and Parks Association is a not for profit organization dedicated to building and sustaining active healthy lifestyles and communities in BC. Established in 1958, the Association is a central resource agency for members and stakeholders of the parks, recreation, physical activity and culture industry, providing leadership, training and support to help meet national, provincial and local priorities. Through a diverse network of partners and extensive programs and services, BCRPA actively advocates accessibility and inclusiveness to recreation and physical activity and strives to help integrate sport and recreation opportunities.

Our Vision

The recreation, parks and culture sector is an essential partner for building healthy individuals and communities, as well as fostering economic and environmental sustainability.

Our Mission

BCRPA is committed to leading the parks, recreation and culture sector in building and sustaining healthy active communities, including fostering economic and environmental sustainability. We inspire and support community leaders and practitioners through advocacy, communication, education, resources and other services.



Acknowledgements

BCRPA would like to thank the members of the Steering Committee who volunteered their time and expertise to the development of this document. The Steering Committee members were:

- Suzanne Allard Strutt, CEO, British Columbia Recreation & Parks Association
- Laurie Cavan, City of Surrey Parks Recreation and Culture
- James Marvel, City of Burnaby
- Bill Webster, PERC
- Janet Whitehead, Corporation of the Township of Langley

The BCRPA would like to also acknowledge Hughes Condon Marler : Architects for their services and expertise in the creation of this Phase 1 - Inventory of the Community Recreation Facilities Assessment Study.

The compilation of this data required the cooperation of a large number of participants across the municipal recreation sector in British Columbia. BCRPA is thankful for the time and efforts provided by all participants.

Contents

Contents

Section 1: Executive Summary

Section 2: Background

Section 3: Facility Life Cycle Stages

Section 4: Key Findings

Section 5: Summary

Appendices

Section 1

Executive Summary	1
1.1 Background	1
1.2 Facility Life Cycle Stages.....	1
1.3 Key Findings	2

Section 2

Background	3
2.1 Terms of Reference	3
2.2 Project Objectives.....	3
2.3 Benefits of Recreation.....	4
2.4 Current Context	5
2.5 Study Scope	5
2.6 Study Process	6
2.7 Life Cycle Assessment	6

Section 3

Facility Life Cycle Stages	7
-----------------------------------	----------

Section 4

Key Findings	9
4.1 Study Participants	9
4.2 Population	10
4.3 Facility Type Summary.....	11
4.4 Private Facilities	12
4.5 Facility Locations.....	13
4.6 Travel Distance	17
4.7 Facility Ownership	18

4.8 Facility Operation	18
4.9 Facility Area Summary	19
4.10 Facility Usage	19
4.11 Life Cycle Stage	20
4.12 Facility Type Stages.....	22
4.13 Facility Upgrades	23
4.14 Accessibility	24
4.15 Capital Investment.....	25
4.16 Ice Arena Specific Data	25
4.17 Swimming Pool Specific Data.....	26
4.18 Curling Facility Specific Data.....	28
4.19 Survey Process	28

Section 5	
Summary	29
5.1 Next Steps	29

Appendices	30
-------------------	-----------



Section 1

Executive Summary

Contents

Section 1:
Executive Summary

Section 2:
Background

Section 3:
Facility Life Cycle Stages

Section 4:
Key Findings

Section 5:
Summary

Appendices

This section of the report provides a summary of the key aspects of the facility inventory study process and database.

1.1 Background

The scope of the study was to produce an inventory, in the form of a database, of four types of community recreation facilities owned and/or operated by local municipalities in British Columbia. This work is the first phase of a multi-phase project intended to provide accurate information on the state of community recreation facilities throughout the province. Funding for this phase has been received from 2010 Legacies Now, the Sport and Physical Activity Branch of the Ministry of Community, Aboriginal and Women's Services and Pacific Sport.

1.2 Facility Life Cycle Stages

One of the key aspects of the inventory is to provide the framework for a more detailed assessment of general facility condition during subsequent phases of the study. One component of the database that assists in this regard is the life cycle classification. This type of categorization is helpful in building an understanding of the general state of our facilities. Typically, all facilities follow a similar pattern whereby operational costs and the need for significant capital upgrades increase dramatically as the facility ages. For this purpose, we have identified five facility life cycle stages according to their ages.

- Stage 1 – Planning
- Stage 2 – 1 to 14 years old
- Stage 3 – 15 to 24 years old
- Stage 4 – 25 to 34 years old
- Stage 5 – 35 years and older

Facility life cycle stage assumptions are generalizations and the actual condition of each facility will vary. It is not the intent of this report to provide detailed facility assessment information as this issue is intended to be addressed during subsequent phases of the Community Recreation Facilities Assessment Study.

Project Objectives:

- 1 To provide assistance to communities throughout British Columbia in evaluating the lifecycle stage of their facilities
- 2 To provide guidance and information to these communities related to the upgrading, maintenance or replacement of existing facilities
- 3 To ensure that British Columbians have access to the facilities they need in order to live healthy, active lifestyles.

West Vancouver Aquatic Centre



1.3 Key Findings

In total, 185 surveys were distributed and a 100% response rate was achieved. From this data, a total of 414 facilities were identified and incorporated into the inventory. Following is a summary of each facility type:

Table 1.3a

Facility Type	Total Number
Ice Arenas	162
Indoor Pools	103
Outdoor Pools	72
Curling Facilities	78
Total	414

Using the information contained in the database, the estimate of the total floor area of all facilities is over 1,300,000 m². This represents an approximate capital investment of \$3,350,000,000.

The total usage of all of facilities in the database is approximately 51,000,000 visits per year. This represents 13 facility visits for each resident of British Columbia per year.

Based upon the facility life cycle stages outlined above and the reported age of each facility, the breakdown of life cycle stage by facility type is summarized in the following table.

Table 1.3b

Facility Type	Stage 1	Stage 2	Stage 3	Stage 4	Stage 5
	planned	1 to 14	15 to 24	25 to 34	35 & over
Ice Arenas	3	28	15	74	41
Indoor Pools	0	31	20	41	11
Outdoor Pools	1	2	4	24	41
Curling Facilities	1	5	8	42	22
Total	5	66	47	181	115
Percentage	1%	16%	11%	44%	28%

This table indicates that a large majority of facilities (72%) are 25 years old or older and that by 2010 most of these facilities will have reached stage 5.

Further information, and greater detail, is contained in Section 4 of this report.

Section 2

Background

Contents

Section 1:
Executive Summary

Section 2:
Background

Section 3:
Facility Life Cycle Stages

Section 4:
Key Findings

Section 5:
Summary

Appendices

This section of the report provides background on the principles established by the project steering committee, a commentary on the benefits of recreation facilities, a discussion of the study process and methodology as well as the context of this report.

2.1 Terms of Reference

During the spring of 2003, The British Columbia Recreation and Parks Association (BCRPA) commissioned the production of an inventory, in the form of a database, of four types of community recreation facilities owned and/or operated by local municipalities. This work is phase one of a multi-phase project intended to provide accurate information on the state of community recreation facilities throughout the province.

Funding for this phase of the project has been received from 2010 Legacies Now, the Sport and Physical Activity Branch of the Ministry of Community, Aboriginal and Women's Services and Pacific Sport.

2.2 Project Objectives

The project objectives were as follows:

- To provide assistance to communities throughout British Columbia in evaluating the lifecycle stage of their facilities
- To provide guidance and information to these communities related to the upgrading, maintenance or replacement of existing facilities
- To ensure that British Columbians have access to the facilities they need in order to live healthy, active lifestyles.



Cariboo Memorial Complex, Williams Lake, BC

2.3 Benefits of Recreation

Underlying the importance of this inventory is a firm belief in the wide ranging societal benefits provided by community recreation facilities and the corresponding need for stable and sustainable provision of these services. According to the Canadian Parks / Recreation Association, a brief summary of the benefits of recreation¹ is as follows:

- Recreation and active living are essential to personal health – a key determinant of health status.
- Recreation is a key to balanced human development – helping Canadians reach for their potential.
- Recreation and parks are essential to quality of life.
- Recreation reduces self-destructive and anti-social behavior.
- Recreation and Parks build strong families and healthy communities.
- Pay now or pay more later! Recreation reduces health care, social service, and police/justice costs.
- Recreation and parks are significant economic generators in your community.
- Parks, open spaces and natural areas are essential to ecological survival.

Accepting these key benefits, the importance of ensuring the long term sustainability of a healthy stock of community recreation facilities becomes clear.



¹ The Benefits Catalogue - Canadian Parks/Recreation Association, 1997

2.4 Current Context

Factors affecting the construction of new facilities as well as upgrading of existing facilities are many and widespread. However a few key industry trends are important to note. The following issues all have contributed to the current condition of British Columbia's stock of recreation facilities as well as to the challenges faced by the industry:

- Recreation programming has shifted from structured to non-structured (i.e. user dictated). This impacts the size, layout and nature of spaces within the facilities.
- Ice arena facilities are facing pressure to better accommodate a wider variety of ice sports, such as girls hockey, disabled sports (i.e. sledge hockey), short track speed skating and figure skating. Often these sports require a larger, international sized, ice surface for high level training and competition.
- The industry has seen a significant decline in the number of outdoor pools with an increasing reliance on multi-purpose indoor aquatic facilities.
- Curling facilities are facing significant challenges where ageing facilities are coupled with a lack of widespread community support for their rehabilitation.
- The lack of consistent and widespread funding mechanisms for community recreation facilities.



Oceanside Place Multiplex Arena

2.5 Study Scope

This work summarized by this report provided an inventory of the following types of community recreation facilities:

- Ice Arenas
- Indoor Swimming Pools
- Outdoor Swimming Pools
- Curling Facilities

Subsequent phases of this project are intended to study the physical condition of a cross section of these facilities, and to add parks, open spaces, playing fields as well as community and youth centres to the inventory.



Test Survey Participants:

- City of Chilliwack
- City of Cranbrook
- City of Fort St. John
- City of Merritt
- City of New Westminster
- City of Penticton
- City of Port Moody
- City of Prince Rupert
- City of Revelstoke
- City of Richmond
- City of Surrey
- District of Lake Country
- District of Maple Ridge
- District of Saanich
- District of Williams Lake
- Fernie Recreation Department
- Regional District of Nanaimo
- Town of Ladysmith

2.6 Study Process

The process utilized to compile the facility inventory involved a detailed two stage survey. The first stage of this process was the creation and distribution of a test survey. The test survey was distributed to a cross section of communities with the intent of testing the effectiveness of the questions and the resultant data. Based upon input received during the test survey process, a final survey was produced. It was during this phase that the inventory database was developed and tested.

The second stage survey involved distributing the final survey to all municipalities and Regional Districts in British Columbia. Data from the completed surveys was then added into the inventory database (compiled in MS Access format). In addition to the database, facility locations were plotted on a drawing of the province, allowing for a variety of graphical representations of the data.

The survey methodology relied upon self-reporting by organization and accordingly the data was not verified by the consultant teams. In cases where the data was missing from the survey, the consultant team contacted the organization and obtained supplemental information by telephone. In situations where organizations did not have or maintain the information requested, the corresponding section of the database was left blank.

2.7 Life Cycle Assessment

One of the key aspects of the inventory is to provide the framework for a more detailed assessment of general facility condition during subsequent phases of the study. One component of the database that assists in this regard is the life cycle classification. For this purpose, we have classified facilities by age. A detailed description of this is provided in Section 3 of this report. It is important to note that the ongoing viability of a particular facility is influenced by a wide variety of factors in addition to its physical condition. Examples of these factors are changing demographics, accessibility, gender equity, sport technical standards (i.e. FINA Regulations), trends in recreation, operational costs, and programming considerations. These issues were outside of the scope of this phase of the project but should receive consideration during future phases.

Section 3

Facility Life Cycle Stages

Contents

Section 1:
Executive Summary

Section 2:
Background

Section 3:
Facility Life Cycle Stages

Section 4:
Key Findings

Section 5:
Summary

Appendices

One of the Study goals was to categorize the inventoried facilities according to their position within a typical facility life cycle. This type of categorization is helpful in building an understanding of the general state of our facilities. Typically, all facilities follow a similar pattern whereby operational costs and the need for significant capital upgrades increase dramatically as the facility ages. For this purpose, we have identified five facility life cycle stages:

- Stage 1 – Planning
- Stage 2 – 1 to 14 years old
- Stage 3 – 15 to 24 years old
- Stage 4 – 25 to 34 years old
- Stage 5 – 35 years and older

In order to facilitate the comparison of data between Provinces, the BCRPA patterned the life cycle stages on the life cycle stages contained in a similar report² prepared for the Alberta Recreation and Parks Association in January 2001.

It is important to note that the facility stage assumptions are generalizations and the actual condition of each facility will vary. Factors affecting this will include the quality of original construction, climate, maintenance procedures and capital expenditures. Furthermore, it is not the intent of this report to provide detailed facility assessment information. This issue is intended to be addressed during subsequent phases of the Community Recreation Facilities Assessment Study.



² Swimming pools & arenas; Alberta's Community Recreation Infrastructure - A Guide to Life Cycle Planning, 1998

Following is an explanation of the five stages and the assumptions related to their operating condition.

Stage 1

During Stage 1, a facility is in the planning and /or construction phase. Once a facility has been opened to the public it is no longer in Stage 1. During this stage there are typically no maintenance or capital improvement funds required.

Stage 2

Stage 2 facilities are between one and fourteen years old. During this period, standard operating and maintenance budgets are typically adequate to operate the facility.

Stage 3

Stage 3 facilities are between fifteen and twenty-four years old. It is during this stage that standard operating and maintenance budgets may not be adequate to address the major refurbishment or replacement of building elements that have deteriorated. The ability of facility operators to fund these additional expenditures can have a significant impact on the future lifespan of the facility.

Stage 4

Stage 4 facilities are between twenty-five and thirty-four years old. During this stage, many of the facilities major components will require replacement. In addition to standard operating and maintenance budgets, significant capital improvements may be required to extend the life of the facility.

Stage 5

Stage 5 facilities are older than thirty-five years old. During this stage, facilities typically become more costly to operate and maintain. As well, large scale rehabilitation or replacement may be required in order to continue to serve the community.

As previously noted, it is important to understand that the facility life cycle stages are generalizations and that detailed facility assessments will be required to determine the actual condition of a specific facility. Furthermore, the condition of a facility as it ages will largely be dependent on the quality of maintenance and the ability of the operator to fund ongoing capital improvements.

Seventy two percent of facilities are 25 years old or older and by 2010 most of these facilities will have reached stage 5.

District 69 Arena



Section 4

Key Findings

Contents

Section 1:
Executive Summary

Section 2:
Background

Section 3:
Facility Life Cycle Stages

Section 4:
Key Findings

Section 5:
Summary

Appendices

The results of the survey have been consolidated into a facility inventory database. Using this data, a variety of analyses are possible. This section of the report highlights some of the key findings of the survey.

4.1 Study Participants

In total, 185 surveys were distributed and a 100% response rate was achieved. In cases where the surveys were returned incomplete, the survey participant was contacted by telephone in order to obtain the missing information. A list of survey participants is contained in the Appendix.

The following table provides a summary of the types of organizations included in the survey process.

Table 4.1

Type of Organization	Total Number
Municipality	143
Regional District	36
Other	6
Total	185

Detailed data was gathered for facilities where the surveyed organizations own, operate or provide services to their communities through the use of some form of long term agreement.



Ravensong Aquatic Centre, Nanaimo, BC

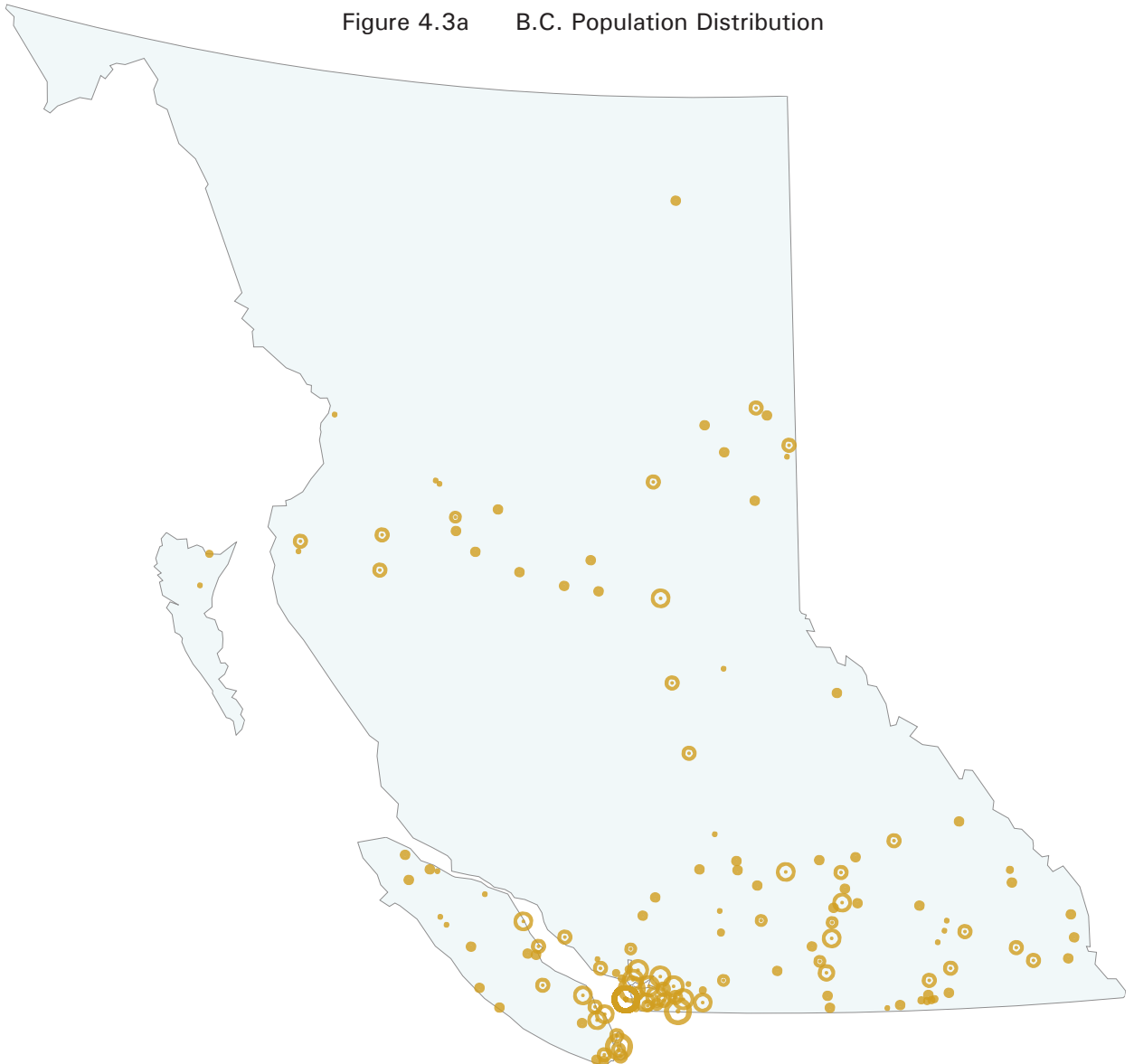
4.2 Population

The survey asked participants to identify the approximate population served by the facility. On this basis, the facilities contained with the facility inventory serve a total population of approximately 4,712,342 people.

The 2001 Census³ identified a total provincial population of 3,907,738 people. The difference between these two figures can be accounted for due to the fact that many municipal recreation departments provide service to areas that exceed their own municipal boundaries. In many cases, these service areas overlap resulting in portions of the population being counted twice.

The following figure provides a graphic representation of the population distribution of British Columbia, using varying sizes of circles representing different population levels.

Figure 4.3a B.C. Population Distribution



³ <http://www.bcstats.gov.bc.ca/data/cen01/c2001bc.tm>

4.3 Facility Type Summary

The following table summarizes the total number of facilities of each of the four facility types included in the survey.

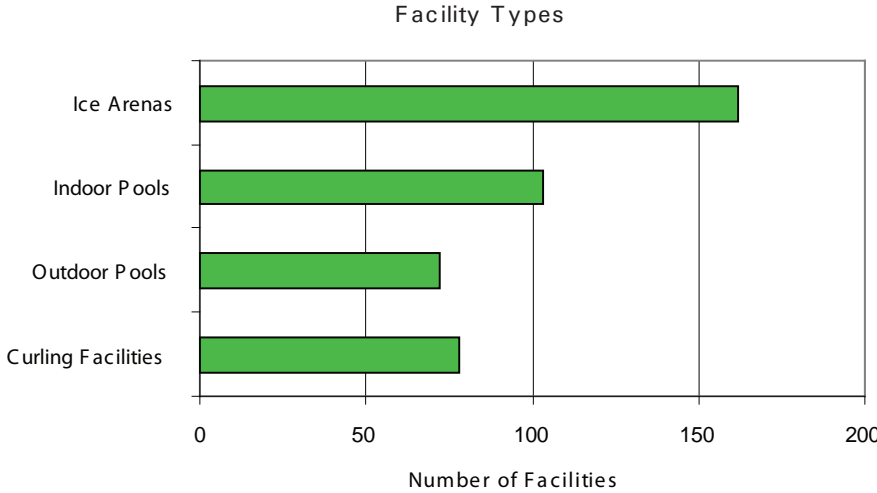
Table 4.3a

Facility Type	Total Number
Ice Arenas	161
Indoor Pools	103
Outdoor Pools	72
Curling Facilities	78
Total	414

These totals include all facilities that are either municipally owned, operated as well as facilities that are not municipally owned where services are provided on the basis of a long term operating agreement. A summary of privately owned and operated facilities is contained in the following section.

The following summarizes the total number of each facility type.

Figure 4.3b





4.4 Private Facilities

In addition to the above listed facilities, survey participants were asked to identify any privately owned and operated facilities that serve their communities. Examples of these types of facilities include those owned and operated by academic institutions, private operators, non-profit groups and the military. The following table summarizes the total number of privately owned and operated facilities identified in the survey process.

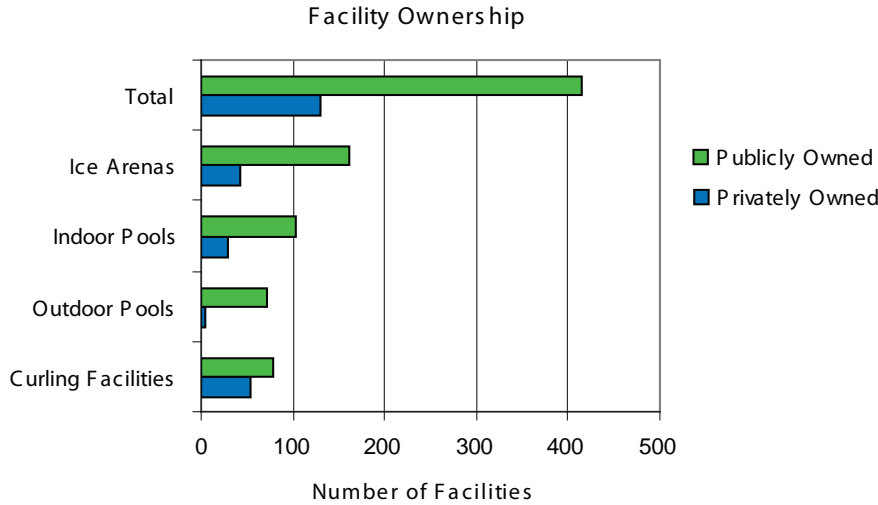
Table 4.4a

Facility Type	Total Number
Ice Arenas	43
Indoor Pools	29
Outdoor Pools	4
Curling Facilities	54
Total	130

No additional information was collected regarding these facilities and data regarding their usage is not included in the database.

The following figure indicates the total number of public and private facilities in terms of total facilities and by facility type.

Figure 4.4b



4.5 Facility Locations

One of the important opportunities provided by the database is the ability to facilitate detailed analysis of the geographical distribution of facilities. This has significant ramifications as it could demonstrate areas of the province where community members are significantly under or over served.

Following are a series of figures that provide a sample of the type of geographic analysis that is possible from the data. The four figures chart location of each type of facility.

Figure 4.5a Ice Arena Facilities by Location



Figure 4.5b Indoor Pool Facilities by Location



Figure 4.5c Outdoor Pool Facilities by Location



Figure 4.5d Curling Facilities by Location



4.6 Travel Distance

In most cases, survey participants have at least one of the four types (ice arena, indoor pool, outdoor pool and curling facility) of facilities surveyed. The following table summarizes the reporting of facility types by each community.

Table 4.6a

Number of Facility Types Reported	Communities
None	65
One of four types	21
Two of four types	46
Three of four types	38
Four of four types	15

For residents of communities that lack one or more of the facility types, access to the activities presented by these facilities typically requires travel to other communities. In densely populated areas, this may not prove to be a significant deterrent to access (i.e. Port Moody does not have an indoor swimming pool, yet residents have access to nearby facilities in Coquitlam and Burnaby). However in other areas of the province, availability of recreation opportunities can be much more difficult due to geography and distance (i.e. Masset, which does not have either ice arena or curling facilities).

The database provides opportunities to analyze the impact of these issues. As an example, communities that do not have either ice arena, swimming pool or curling facilities, the average travel distance required for community members to access each type of facilities is summarized by the following table. .

Table 4.6b

Facility Type	Average Travel Distance (km)
Ice Arenas	47
Indoor Pools	55
Outdoor Pools	93
Curling Facilities	71
Blended Average Travel Distance	72



Fernie Aquatic Centre

4.7 Facility Ownership

Survey participants were asked to identify the ownership of each facility. The following table summarizes the ownership structure for facilities contained in the inventory.

Table 4.7

Facility Type	Municipal	Regional District	YMCA / YWCA	Other non-profit	Private Sector	Other
Ice Arenas	130	19	-	3	3	6
Indoor Pools	85	12	1	-	2	3
Outdoor Pools	66	3	-	2	-	1
Curling Facilities	50	4	-	16	3	5
Total	331	38	1	21	8	15
Percentage	80%	9%	0.25%	5%	2%	3.75%

4.8 Facility Operation

Survey participants were asked to identify the entity that operates each facility. The following table summarizes the operational structure for facilities contained in the inventory.

Table 4.8

Facility Type	Municipal	Regional District	YMCA / YWCA	Other non-profit	Private Sector	Other
Ice Arenas	122	11	-	7	13	8
Indoor Pools	82	10	5	-	4	2
Outdoor Pools	63	2	-	6	1	-
Curling Facilities	20	-	-	42	6	10
Total	287	23	5	55	24	20
Percentage	69%	6%	1%	13%	6%	5%



Penticton Memorial Arena



4.9 Facility Area Summary

The following table summarizes the approximate total floor area of each of the four facility types included in the survey. 396 of the 414 facilities contained in the database provided this data. The remaining 18 are not included in the values shown in this table.

Table 4.9

Facility Type	Total Area (m ²)	Average Area (m ²)
Ice Arenas	671,590	4,224
Indoor Pools	367,208	3,709
Outdoor Pools	67,586	1,024
Curling Facilities	167,034	2,288
Total	1,273,418	2,811

Using the assumption that non reporting facilities are proportional in size, it is possible to extrapolate the approximate total area⁴ of all facilities in the province which would be in the order of **1,314,000 m²**.

4.10 Facility Usage

Survey participants were asked to identify the total facility usage in terms of number of visits per year. The following table summarizes the approximate number of visits per year for each of the four facility types included in the survey. Of the 414 facilities identified in the database, 292 provided data on usage. In cases where facility usage data is not measured or available, usage values have not been included in the table's data.

Table 4.10 – Total Facility Usage – Visits Per Year

Usage Type	Ice Arenas	Indoor Pools	Outdoor Pools	Curling Facilities
Programs	1,245,332	3,439,010	238,144	504,919
Spectators	4,769,773	3,164,780	131,500	132,318
Rentals	6,420,905	1,758,056	127,167	208,688
Drop In / Members	1,552,982	10,714,586	561,103	82,953
Other	272,672	462,232	338,180	17,421
Total	14,261,664	19,538,664	1,396,094	946,299

⁴ Assumes average area for each of the 3 ice arena, 4 indoor pools, 6 outdoor pools and 5 curling facilities that did not report areas.

The usage totals contained in the database combine for a total usage for reporting facilities of **35,842,721** visits per year. This represents **9.2** facility visits for each resident of British Columbia per year.

Assuming that the usage patterns in the non-reporting facilities is proportional to those that reported data, then it is possible to extrapolate the approximate total usage of all of facilities in the database as approximately **51,000,000** visits per year. This represents **13** facility visits for each resident of British Columbia per year.

4.11 Life Cycle Stage

The following table summarizes the life cycle stages for each of four facility types included in the survey.

Table 4.11a

Facility Type	Stage 1	Stage 2	Stage 3	Stage 4	Stage 5
	planned	1 to 14	15 to 24	25 to 34	35 & over
Ice Arenas	3	28	15	74	41
Indoor Pools	0	31	20	41	11
Outdoor Pools	1	2	4	24	41
Curling Facilities	1	5	8	42	22
Total	5	66	47	181	115
Percentage	1%	16%	11%	44%	28%

This table indicates that a large majority of facilities (72%) are 25 years old or older and that by 2010 most of these facilities will have reached stage 5.

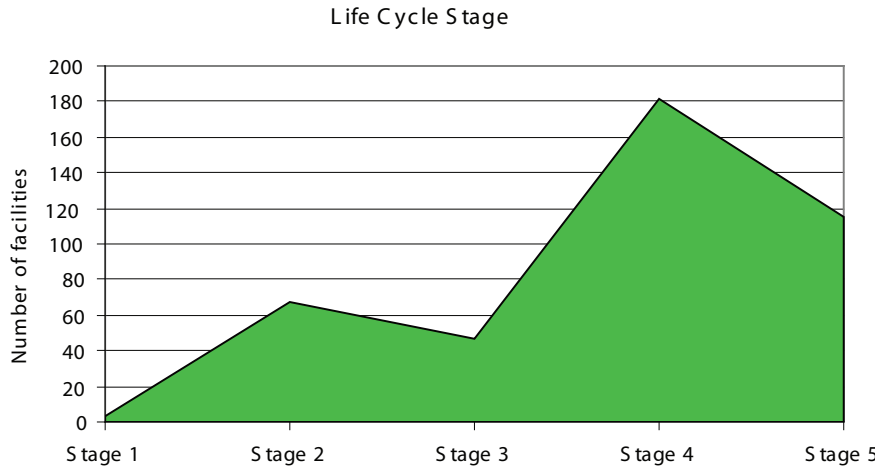
It is important to note that the facility life cycle stage relates only to the age of the facility (refer to section 3). In many cases facilities have had ongoing upgrades and renovations. The nature of these ongoing upgrades may have a significant impact on the actual condition of a facility. Refer to section 4.13 for a summary of the significant facility upgrades identified within the database.

Watermania – Richmond, BC



The following figure summarizes the total number of facilities in each stage.

Figure 4.11 a



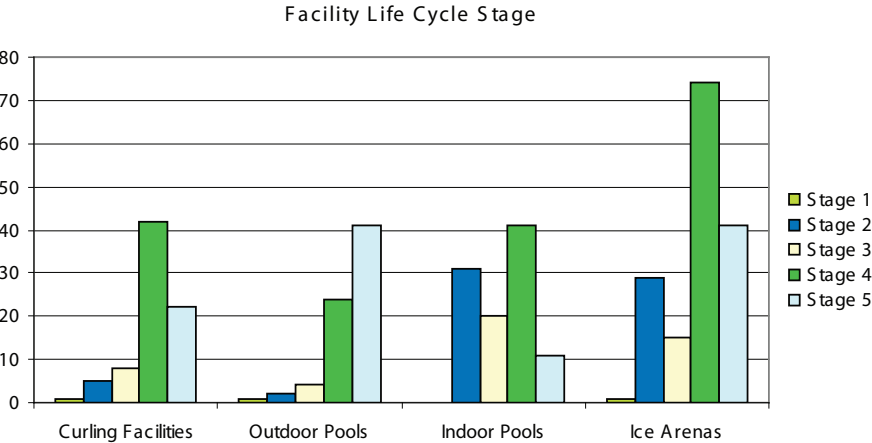
Although the actual condition of a facility is the result of many more factors than age, it is significant that such a large majority of facilities are over 25 years old. The average age of all of the facilities in the database is 34 years. For reference it is important to note that the stage 5 life cycle classification starts at 35 years. During Stage 5 facilities typically become more costly to operate and maintain and, as well, large scale rehabilitation or replacement may be required in order to continue to serve the community. Given the relatively fewer number of facilities built in the last 25 years, it appears reasonable to assume that a significantly higher rate of facility replacement will be required in the coming years in order that the sustainability of the current facility stock is maintained.

The issue requires further study during future phases of the BCRPA Community Recreation Facilities Assessment Study.

4.12 Facility Type Stages

The following figure summarizes the life cycle stages for each of four facility types included in the survey. The figure displays the data in terms of numbers of facilities of each type in each stage. Refer to section 3.0 for additional information regarding the life cycle stages.

Figure 4.12



As shown in figure 4.12, the life cycle stage breakdown varies by facility type with the Indoor Pools typically being the youngest and the Outdoor Pools being the oldest. For Outdoor Pools, 90% of facilities are in Stage 4 or 5. This same value for Curling Facilities is 82%, Ice Arenas 70% and Indoor Pools 50%.



North Peace Leisure Pool, Fort St. John, BC

4.13 Facility Upgrades

Facility owners and operators continue to invest in their facilities in order to protect their communities’ investment and improve service. Survey participants were asked to identify the number of major renovations and upgrades that have been completed since the facility was opened. For the purposes of the inventory, a major renovation or upgrade was defined as having a cost of \$50,000 or greater.

Table 4.13a

Facility Type	Completed Facility Upgrades
Ice Arenas	187
Indoor Pools	105
Outdoor Pools	39
Curling Facilities	59
Total	390

In addition, survey participants were asked to identify planned major expansion, renovation or upgrading projects. The total number of planned facility upgrades is summarized below:

Table 4.13b

Facility Type	Planned Facility Upgrades
Ice Arenas	77
Indoor Pools	55
Outdoor Pools	15
Curling Facilities	23
Total	170



Saanich Commonwealth Place

4.14 Accessibility

In many cases, facilities present challenges for people with physical mobility, visual impairment and hearing impairment disabilities. Survey participants were asked to subjectively rate their facilities in terms of access for both users and spectators. The results of this are summarized in the following tables.

Table 4.14a – Accessibility for Users

Facility Type	Poor	Good	Very Good
Ice Arenas	46	79	32
Indoor Pools	16	42	44
Outdoor Pools	43	23	6
Curling Facilities	38	31	8
Total⁵	143	175	90
Percentage	35%	43%	22%

Table 4.14b - Accessibility for Spectators

Facility Type	Poor	Good	Very Good
Ice Arenas	57	67	33
Indoor Pools	25	43	35
Outdoor Pools	33	31	6
Curling Facilities	36	31	10
Total⁶	151	172	84
Percentage	37%	42%	21%

Although not the result of detailed facility analysis, this data indicates that there are a significant number of facilities that do not adequately provide access for community members that are physically challenged.



⁵ Facility totals vary from Table 4.3a due to some of the facilities not reporting date of completion.

⁶ Facility totals vary from Table 4.3a due to some of the facilities not reporting date of completion.

4.15 Capital Investment

From the data collected, it is possible to extrapolate, in present dollar values, an order of magnitude replacement cost for all the facilities contained in the database. This value is based upon an assumed average replacement cost of \$2,550/m² in January 2004 dollars.

Table 4.15

Facility Type	Gross Area (m ²) ⁷
Ice Arenas	680,000
Indoor Pools	382,000
Outdoor Pools	74,000
Curling Facilities	178,000
Total	1,314,000 m ²
Average Replacement Value	\$2 550 /m ²
Total Approximate Replacement Value	\$3,350,000,000

This analysis represents an approximate replacement value only and does not take into consideration factors such as the appropriateness or effectiveness of the current facilities. The intent of these figures is to determine an order of magnitude value of the community assets these facilities represent.

4.16 Ice Arena Specific Data

Several specific questions pertaining to Ice Arenas were asked in the Survey. These findings are summarized below

Number of Ice Pads

In many cases, ice arena facilities contain more than one ice pad. Of the 161 ice arena facilities contained in the inventory, 25 contain more than one ice pad. The Total number of ice pads within all of the facilities contained in the inventory is 193.

In addition to this, the survey identified an additional 48 ice pads in the 43 private facilities identified in table 4.4.

Size of Ice Pads

The size of ice pads varies from facility to facility. A variety of factors influence the size of ice pads including the age of the facility and the usage requirements of the users (i.e. NHL or International sized ice).

The following table summarizes the total number of ice pads of each of the three listed types.

⁷ Uses extrapolated values calculated in section 4.9. Assumes non-reporting facilities are sized proportionally to reporting facilities.



Earl Mah Aquatic Centre, Prince Rupert



Jim Ciccone Civic Centre Arena

Table 4.16a

Ice Pad Size	Total Number
NHL (85' x 200')	127
International (100' x 200')	5
Other	61
Total	193

Accommodation of mixed gender teams

Currently, facilities face operating challenges as the result of the increased involvement of mixed gender participation on teams. In many cases, separate changerooms are not provided. Survey participants were asked to comment on their ability to provide separate changerooms for each gender on a co-ed team. The results are summarized below:

Table 4.16b

Separate Changerooms	Total Number
Yes	87
No	74

Given current trends in programming where mixed gender participation is an increasingly important factor, this data indicates that almost half of ice arenas face significant challenges in accommodating this need.

4.17 Swimming Pool Specific Data

Several specific questions pertaining to indoor and outdoor swimming pools were asked in the Survey. These findings are summarized below.

Size of Swimming Pools

Survey participants were asked to identify the size of the main pool tank in the facility. The results are contained in the following table.



Sungod Recreation Centre

Table 4.17a

Main Pool Tank Size	Indoor Pools	Outdoor Pools
Less than 25m long	12	16
25m long	65	29
30m long	2	9
37m long	11	1
50m long	4	3
Over 50m long	6	
Other	3	14
Total	103	72

Swim Lanes

In addition to a variety of pool sizes, the database indicates a variety of swim lane capacities in the pools. A summary of swim lane capacity of the various pool tank sizes is contained in the following tables.

Table 4.17b – Indoor Pools / Number of Swim Lanes

Main Pool Tank Size	4 or less	5 to 6	7 to 8	Over 8
Less than 25m long	9	1	1	
25m long	11	43	10	
30m long	1			1
37m long		10		
50m long			4	
Over 50m long			6	
Other		2	1	
Total⁸	21	56	22	1

Table 4.17c – Outdoor Pools / Number of Swim Lanes

Main Pool Tank Size	4 or less	5 to 6	7 to 8	Over 8
Less than 25m long	3	9		
25m long	3	19	6	
30m long	1	7	1	
37m long			1	
50m long	2		1	
Over 50m long			6	
Other	8	4		
Total⁹	17	39	15	

⁸ Facility totals vary from Table 4.3a due to some of the facilities not reporting date of completion.

⁹ Facility totals vary from Table 4.3a due to some of the facilities not reporting date of completion.



4.18 Curling Facility Specific Data

Several specific questions pertaining to curling facilities were asked in the Survey. These findings are summarized below.

Number of Sheets

Survey participants were asked to identify the number of curling sheets contained in each facility. The results are contained in the following table.

Table 4.18

Number of Curling Sheets	Total
1 to 2	10
3 to 4	34
5 to 6	22
7 to 8	10
Over 8	2
Total	78

4.19 Survey Process

Survey participants were asked to provide general comments on the survey process as well as the facility inventory / assessment project. These comments have been compiled and are included in the Appendix. Furthermore, a response page has been included in the Appendix for additional comments and data revisions.

Section 5

Summary

Contents

Section 1:
Executive Summary

Section 2:
Background

Section 3:
Facility Life Cycle Stages

Section 4:
Key Findings

Section 5:
Summary

Appendices

This study process has resulted in the compilation of a detailed and comprehensive database summarizing municipal recreation facilities in the Province of British Columbia. The information contained in the inventory provides the following key benefits:

- Basis for further analysis of recreation facility condition across the Province.
- Through future updates, the ability to track trends in facility construction and condition.
- Ability to study and compare major facility amenities
- Ability to study regional disparities in the provision of municipal recreation facilities
- Provides a framework for the addition of other facility types, both indoor and outdoor, in the future.

5.1 Next Steps

As noted previously, the facility inventory is the first phase of a multi-phase project. This work allows for the start of the second phase of the work, which is intended to study, in greater detail, the physical condition of a cross section of these facilities. This next stage should study a range of facility types, ages and locations. Subsequently, future phases may add other types of facilities to the inventory.

In order to protect the relevance of the data, the BCRPA will develop a database maintenance strategy which will address issues such as additions, revisions, updates and access.



North Peace Leisure Pool, Fort St. John

Appendices

Contents

Section 1:
Executive Summary

Section 2:
Background

Section 3:
Facility Life Cycle Stages

Section 4:
Key Findings

Section 5:
Summary

Appendices

Appendix 1

Facility Survey

Following is a copy of the survey utilized in this study.



ROGERHUGHES
PARTNERSARCHITECTS

INTRODUCTION

This survey is being conducted by Roger Hughes + Partners Architects on behalf of the British Columbia Recreation and Parks Association (BCRPA) in order to assist in the compilation of a comprehensive province wide recreation facility database for certain types of indoor facilities.

At this time data is being collected regarding Ice Arenas, Indoor Pools, Outdoor Pools and Curling Facilities. The database may be expanded in the future to include other indoor as well as outdoor facilities.

The survey is set up into the following five sections:

- Part One General Questions
- Part Two Ice Arena Questionnaire
- Part Three Swimming Pool Questionnaire
- Part Four Curling Facility Questionnaire
- Part Five Survey Process Questionnaire

Please make copies of the sections that apply to your facility and fill out a separate detailed questionnaire for **each** facility that your organization owns or operates. The final section of the survey is optional and seeks your input on the survey process.

We appreciate the time and effort involved in providing this information and thank you in advance for your cooperation. We assure you that the resulting database will provide our provincial recreation sector with considerable benefits, not the least of which would be a powerful case for public investment in infrastructure renewal.

**Completed questionnaires should be faxed to 604-732-6695
Attn: Nancy Burton by September 15th 2003.**

BRITISH COLUMBIA RECREATION FACILITY SURVEY

September 2003

PART 1 – GENERAL QUESTIONS

1.1 Name of Organization: _____

1.2 Organization website: _____

1.3 Name and position of person filling out survey: _____

1.4 Telephone Number: (_____) _____ Date: _____

1.5 Type of Organization: **(Please circle one)**

- 1) Municipality
2) Regional District
3) Other (please specify) _____

1.6 What is the approximate population served by your facilities? _____

1.7 Please indicate the type and number of facilities that your organization provides:
(i.e. owns, operates or provides through a long term operating agreement):

How many of this type?

- 1) Ice Arena Facility
2) Indoor Pool Facility
3) Outdoor Pool Facility
4) Curling Facility

1.8 Is your organization planning the construction of any new facilities in the future?

How many of this type?

- 1) Ice Arena Facility
2) Indoor Pool Facility
3) Outdoor Pool Facility
4) Curling Facility

Anticipated date of completion?

1.9 Is your population currently served by any of the following privately owned and operated facilities?
(i.e. Academic institutions, private operators, non-profit groups, military)

How many facilities of this type?

- 1) Ice Arena Facility
2) Indoor Pool Facility
3) Outdoor Pool Facility
4) Curling Facility

Number of ice pads

--

1.10 If there is no ice arena, pool, or curling rink in your community where do you have to go to use these facilities and approximately how many kilometers away is the nearest facility?

- 1) Ice Arena Facility
2) Indoor Pool Facility
3) Outdoor Pool Facility
4) Curling Facility

Distance

Where is the facility located? Please Circle One

Private Facility, Hotel, Neighbouring Community, Other
Private Facility, Hotel, Neighbouring Community, Other
Private Facility, Hotel, Neighbouring Community, Other
Private Facility, Hotel, Neighbouring Community, Other

END OF PART 1

BRITISH COLUMBIA RECREATION FACILITY SURVEY

September 2003

PART 2 – ICE ARENA QUESTIONNAIRE (2 pages)

Please complete a separate copy of part 2 for **each** ice arena that your organization owns, operates or has a long term operating agreement with. If the facility includes either a swimming pool or a curling facility, please complete separate Part 3 or 4 forms in addition to this Part 2 form.

2.1 Name of facility: _____

2.2 Address of facility: _____

2.3 Year completed: _____ (If not known, please give approximate date open to the public)

2.4 What is the **ownership** of the facility? (**Please circle one**)

- 1) Municipal
- 2) YMCA or YWCA
- 3) Other non-profit organization
- 4) Private sector
- 5) Other (please specify) _____

Comments _____

2.5 Who **operates** the facility? (**Please circle one**)

- 1) Municipal
- 2) YMCA or YWCA
- 3) Other non-profit organization
- 4) Private sector
- 5) Other (please specify) _____

Comments _____

2.6 Area of facility: _____ square metres or _____ square feet.

2.7 Do you collect data regarding **total facility usage** in terms of visits? (**Please circle one**) Yes No

Even if you answered no to the above please list your "best estimate" of the number of people per year under the following headings:

Program/Lesson Participants	_____
Spectators	_____
Rentals	_____
Drop-ins/Membership	_____
Other	_____

2.8 If known, please list any major renovations or upgrades with a cost of \$50,000 or greater that have been completed since the facility was opened to the public:

Year:	Nature of work:
_____	_____
_____	_____

2.9 Size of Ice Pads: Please indicate the size and number of ice pads in the facility:

Size:	Number of Ice Pads:
1) NHL (85'x200')	<input type="text"/>
2) International (100'x200')	<input type="text"/>
3) Other (please specify number and size)	<input type="text"/>
Total	<input type="text"/>

BRITISH COLUMBIA RECREATION FACILITY SURVEY

September 2003

2.10 Spectator Capacity: What is your capacity for spectator seating?
(Please circle one response for both permanent and temporary)

Permanent:

- 1) None
- 2) 1 - 250
- 3) 251 – 500
- 4) 501 - 1000
- 5) Over 1000

Temporary:

- 1) None
- 2) 1 - 250
- 3) 251 – 500
- 4) 501 - 1000
- 5) Over 1000

2.11 Please identify the other amenities that are provided in this facility: **(Circle all that are applicable)**

- 1) Meeting Room(s)
- 2) Fitness Centre
- 3) Leisure Ice Facility
- 4) Licensed Lounge
- 5) Snack Bar (excluding vending machines)
- 6) Skate Rental
- 7) Retail
- 8) Other _____

2.12 How many arena changerooms are in the facility? _____

2.13 Are you able to provide separate changerooms for each gender to accommodate co-ed teams? **(Please circle one)** Yes / No

2.14 How would you describe the facility's accessibility for people with disabilities (including such limitations as physical mobility, visual impairment, and hearing impairment)
(Please circle one response for users and one for spectators)

Access for Users:

- 1) Poor
- 2) Good
- 3) Very good

Access for Spectators:

- 1) Poor
- 2) Good
- 3) Very good

2.15 Are you planning any **major** expansion, renovation or upgrade in the future? **(Please circle one)**

- 1) Yes If Yes, please indicate the approximate timeframe and nature of the planned work.
- 2) No

Year:

Nature of work:

END OF PART 2

BRITISH COLUMBIA RECREATION FACILITY SURVEY

September 2003

PART 3 – SWIMMING POOL QUESTIONNAIRE (3 pages)

Please complete a separate copy of part 3 for **each** swimming pool (indoor and outdoor) that your organization owns, operates or has a long term operating agreement with. If the facility includes either an ice arena or a curling facility, please complete separate Part 2 or 4 forms in addition to this Part 3 form.

3.1 Name of facility: _____

3.2 Address of facility: _____

3.3 Year completed: _____ (If not known, please give approximate date open to the public)

3.4 Type of Facility: **(Please circle one)**

- 1) Indoor
- 2) Outdoor
- 3) Both Indoor and Outdoor

3.5 What is the **ownership** of the facility? **(Please circle one)**

- 1) Municipal
- 2) YMCA or YWCA
- 3) Other non-profit organization
- 4) Private sector
- 5) Other (please specify) _____

Comments _____

3.6 Who **operates** the facility? **(Please circle one)**

- 1) Municipal
- 2) YMCA or YWCA
- 3) Other non-profit organization
- 4) Private sector
- 5) Other (please specify) _____

Comments _____

3.7 Area of facility _____ square metres **or** _____ square feet.

3.8 Do you collect data regarding **total facility usage** in terms of visits? **(Please circle one)** Yes No

Even if you answered no to the above please list your "best estimate" of the number of people per year under the following headings:

Program/Lesson Participants	_____
Spectators	_____
Rentals	_____
Drop-ins/Membership	_____
Other	_____

BRITISH COLUMBIA RECREATION FACILITY SURVEY

September 2003

3.9 If known, please list any major renovations or upgrades with a cost of \$50,000 or greater that have been completed since the facility was opened to the public:

<i>Year:</i>	<i>Nature of work</i>
_____	_____
_____	_____
_____	_____

3.10 Size of Main Pool Tank:

- 1) _____ metres wide by ____ metres long
and/or
- 2) _____ square metres
- 3) under 25m
- 4) 25m
- 5) 37m
- 6) 50m
- 7) Greater than 50m

3.11 Number of Swim Lanes in Main Pool: __

3.12 Spectator Capacity:

What is your capacity for spectator seating?

(Please circle one response for both permanent and temporary)

Permanent:

- 1) None
- 2) 1 - 250
- 3) 251 – 500
- 4) 501 - 1000
- 5) Over 1000

Temporary:

- 1) None
- 2) 1 - 250
- 3) 251 – 500
- 4) 501 - 1000
- 5) Over 1000

3.13 Please identify the amenities that are provided in this facility: **(Circle all that are applicable)**

- 1) 25m lap pool
- 2) 50m lap pool
- 3) Leisure Pool
- 4) Diving
- 5) Swirl Pool(s)
- 6) Water slide(s)
- 7) Sauna
- 8) Steam Room
- 9) Fitness Centre
- 10) Snack Bar (excluding vending machines)
- 11) Tots Pool/Teaching Pool
- 12) Wave Pool
- 13) Retail
- 14) Family Changerooms
- 15) Other _____

BRITISH COLUMBIA RECREATION FACILITY SURVEYSeptember 2003

3.14 How would you describe the facility's accessibility for people with disabilities (including such limitations as physical mobility, visual impairment, and hearing impairment)

Access for Users:

(Please circle one response for users and one for spectators)

- 1) Poor
- 2) Good
- 3) Very good

Access for Spectators:

- 1) Poor
- 2) Good
- 3) Very good

3.15 Are you planning any major expansion, renovation or upgrade in the future? **(Please circle one)**

- 1) Yes If Yes, please indicate the approximate timeframe and nature of the planned work.
- 2) No

Year:

Nature of work:

END OF PART 3

BRITISH COLUMBIA RECREATION FACILITY SURVEY

September 2003

PART 4 – CURLING FACILITY QUESTIONNAIRE (2 pages)

Please complete a separate copy of part 4 for each curling facility that your organization owns, operates or has a long term operating agreement with. If the facility includes either an ice arena or a swimming pool, please complete separate Part 2 or 3 forms in addition to this Part 4 form.

4.1 Name of facility: _____

4.2 Address of facility: _____

4.3 Year completed: _____ (If not known, please give approximate date open to the public)

4.4 What is the **ownership** of the facility? (**Please circle one**)

- 1) Municipal
- 2) YMCA or YWCA
- 3) Other non-profit organization
- 4) Private sector
- 5) Other (please specify) _____

Comments _____

4.5 Who **operates** the facility? (**Please circle one**)

- 1) Municipal
- 2) YMCA or YWCA
- 3) Other non-profit organization
- 4) Private sector
- 5) Other (please specify) _____

Comments _____

4.6 Number of ice sheets in the facility: _____

4.7 Area of facility: _____ square metres **or** _____ square feet.

4.8 Do you collect data regarding **total facility usage** in terms of visits? (**Please circle one**) Yes No

Even if you answered no to the above please list your "best estimate" of the number of people per year under the following headings:

Program/Lesson Participants	_____
Spectators	_____
Rentals	_____
Drop-ins/Membership	_____
Other	_____

4.9 If known, please list any major renovations or upgrades with a cost of \$50,000 or greater that have been completed since the facility was opened to the public:

<i>Year:</i>	<i>Nature of work:</i>
_____	_____
_____	_____
_____	_____
_____	_____

BRITISH COLUMBIA RECREATION FACILITY SURVEY

September 2003

4.10 Spectator Capacity: What is your capacity for spectator seating?
(Please circle one response for both permanent and temporary)

Permanent:

- 1) None
- 2) 1 - 250
- 3) 251 – 500
- 4) 501 - 1000
- 5) Over 1000

Temporary:

- 1) None
- 2) 1 - 250
- 3) 251 – 500
- 4) 501 - 1000
- 5) Over 1000

4.11 Please identify the other amenities that are provided in this facility: (Circle all that are applicable)

- 1) Meeting Room(s)
- 2) Fitness Centre
- 3) Leisure Ice Facility
- 4) Licensed Lounge
- 5) Snack Bar (excluding vending machines)
- 6) Skate Rental
- 7) Locker Rooms
- 8) Retail
- 9) Other _____

4.12 How would you describe the facility's accessibility for people with disabilities (including such limitations as physical mobility, visual impairment, and hearing impairment)

(Please circle one response for users and one for spectators)

Access for Users:

- 1) Poor
- 2) Good
- 3) Very good

Access for Spectators:

- 1) Poor
- 2) Good
- 3) Very good

4.13 Are you planning any **major** expansion, renovation or upgrade in the future? (Please circle one)

- 1) Yes If Yes, please indicate the approximate timeframe and nature of the planned work.
- 2) No

Year:

Nature of work:

END OF PART 4

BRITISH COLUMBIA RECREATION FACILITY SURVEYSeptember 2003

PART 5 – SURVEY PROCESS QUESTIONNAIRE (1 page)

This section of the survey seeks to obtain your input regarding the survey process and is optional. This survey is the first phase of a three phase project. It is BCRPA's intent to compile an inventory of other facilities, including parks, open spaces, playing fields, community and youth centres, in a future phase of this project. The second phase will involve a detailed assessment of a sample of community recreation facilities to assist in determining the overall capital upgrading needs of public recreation facilities throughout the province. Any comments you would like to make on this section of the survey would be helpful for the future phases of this study.

5.1 Was the requested information readily available to you in completing this survey? If not, which questions were difficult to answer and why?

5.2 In your opinion, are there sections of this survey that are not relevant to the recreation facility database.

5.3 Can you suggest other areas of information that should be considered when we update the recreation facility database?

5.4 Other comments:

END OF PART 5

If you have any questions or further comments regarding the recreation facility database, please contact **Ms. Nancy Burton of Roger Hughes + Partners Architects at (604) 732-6620.**

Thank you for your assistance with this survey.

Appendix 2

Survey Participants

Following is a list of survey participants.

Alberni-Clayquot Regional District
Armstrong Spallumcheen Parks and Recreation Commission
Beaver Valley Recreation Commission
Bella Coola Parks and Recreation Committee
Bowen Island Parks and Recreation
Bulkley-Nechako Regional District
Burnaby Parks, Recreation and Culture
Capital Regional District
Capital Regional District Parks
Cariboo Regional District
Castlegar and District Recreation Department
Central Coast Regional District
Central Kooteney Regional District
Central Okanagan Regional District
Chetwynd and District Recreation Complex
City of Abbotsford
City of Armstrong
City of Burnaby
City of Castlegar
City of Chilliwack
City of Colwood
City of Coquitlam
City of Courtenay
City of Cranbrook
City of Dawson Creek
City of Duncan
City of Enderby
City of Fernie
City of Fort St. John
City of Grand Forks
City of Greenwood
City of Kamloops
City of Kelowna
City of Kimberley
City of Langley
City of Merritt
City of Nanaimo
City of Nelson
City of New Westminster
City of North Vancouver

City of Parksville
City of Penticton
City of Port Alberni
City of Port Coquitlam
City of Port Moody
City of Prince George
City of Prince Rupert
City of Quesnel
City of Revelstoke
City of Richmond
City of Rossland
City of Surrey
City of Terrace
City of Trail
City of Vancouver
City of Vernon
City of Victoria
City of Victoria Parks, Recreation and Community Development
City of Whiterock
City of Williams Lake
Columbia Shuswap Regional District
Comox Strathcona Regional District
Comox Valley Sports and Aquatic Centers
Corporation of Delta
Corporation of the District of North Cowichan
Corporation of the District of Powell River
Corporation of the District of Summerland Parks and Recreation
Department
Corporation of the Township of Esquimalt
Corporation of the Township of Langley
Courtenay Recreation
Cowichan Lake Sports Arena
Cowichan Valley Regional District
Cumberland Recreation Society
Delta Parks, Recreation and Culture
District of 100 Mile House
District of Campbell River
District of Campbell River Parks and Recreation Department
District of Central Saanich
District of Chetwynd
District of Coldstream
District of Elkford
District of Fort St. James
District of Highlands
District of Hope
District of Houston
District of Hudson's Hope
District of Invermere
District of Kent
District of Kitimat
District of Lake Country

District of Langford
District of Lillooet
District of Logan Lake
District of Mackenzie
District of Maple Ridge
District of Metchosin
District of Mission
District of Mission Parks, Recreation and Culture
District of New Hazelton
District of North Cowichan
District of North Saanich
District of North Vancouver
District of Oak Bay
District of Peachland
District of Pitt Meadows
District of Port Edward
District of Port Hardy
District of Powell River
District of Saanich
District of Salmon Arm
District of Sechelt
District of Sicamous
District of Sooke
District of Sparwood
District of Squamish
District of Stewart
District of Summerland
District of Taylor
District of Tofino
District of Tofino Parks and Recreation
District of Tumbler Ridge
District of Ucluelet
District of Vanderhoof
District of Wells
District of West Vancouver
East Kootenay Regional District
Elk Valley Leisure Centre
Esquimalt Parks and Recreation Services
Ferne Leisure Services
Fraser Fort George Regional District
Fraser Valley Regional District
Grand Forks and District Recreation
Greater Vancouver Regional District
Greater Vernon Services Commission
Hope and District Recreation Centre
Islands Trust
Juan de Fuca Recreation Centre
Kitimat-Stikine Regional District
Kootenay Boundary Regional District
Ladysmith Parks, Recreation and Culture
Maple Ridge and Pitt Meadows Parks and Leisure

Mount Waddington Regional District
Municipality of Bowen Island
Nakusp Sports Complex
New Westminster Parks and Recreation
Northern Rockies Regional District
Oak Bay Parks and Recreation
Okanagan Similkameen Regional District
Panorama Recreation
Peace River Regional District
Pender Harbor Aquatic and Fitness Centre
Port Clements Recreation Commission
Powell River Regional District
Queen Charlotte Islands Recreation
Regional District of Nanaimo
Regional District of North Okanagan
Resort Municipality of Whistler
Rose Prairie Community Curling Centre
Saanich Recreation Services
Salmo Curling Club
Salmo Valley Swimming Pool Society
Salmon Arm Leisure Services
Sechelt Indian Government District
Similkameen Recreation Centre
Skeena Queen Charlotte Regional District
Skyreach Place
Sooke and Electoral Area Parks and Recreation Commission
Squamish-Lillooet Regional District
Sunshine Coast Regional District
The Corporation of the Village of Slocan
Thompson-Nicola Regional District
Town of Comox
Town of Creston
Town of Fort Nelson
Town of Gibsons
Town of Golden
Town of Ladysmith
Town of Lake Cowichan
Town of Oliver
Town of Osoyoos
Town of Port McNeill
Town of Princeton
Town of Qualicum Beach
Town of Sidney
Town of Smithers
Town of View Royal
Township of Spallumcheen
Valemount Tourism/Recreation
Vancouver Board of Parks & Recreation
Village of Alert Bay
Village of Anmore
Village of Ashcroft

Village of Belcarra
Village of Burns Lake
Village of Cache Creek
Village of Chase
Village of Clinton
Village of Cumberland
Village of Fraser Lake
Village of Fruitvale
Village of Gold River
Village of Granisle
Village of Harrison Hot Springs
Village of Hazelton
Village of Kaslo
Village of Keremeos
Village of Lions Bay
Village of Lumby
Village of Lytton
Village of Masset
Village of McBride
Village of Midway
Village of Montrose
Village of Nakusp
Village of New Denver
Village of Pemberton
Village of Port Alice
Village of Port Clements
Village of Pouce Coupe
Village of Radium Hot Springs
Village of Rose Prairie
Village of Salmo
Village of Sayward
Village of Silverton
Village of Tahsis
Village of Telkwa
Village of Valemount
Village of Warfield
Village of Zeballos
Warfield Recreation
White Rock Leisure Services

Appendix 3

List of Facilities

Following is a list of facilities contained in the database, listed alphabetically.

Facility Name	Location
100 Mile and District Curling Rink	Cariboo Regional District
Abbotsford Centennial Pool	City of Abbotsford
Abbotsford Curling Club	City of Abbotsford
Abbotsford Recreation Centre Arena	City of Abbotsford
Abbotsford Recreation Centre Pool	City of Abbotsford
Al Anderson Memorial Pool	City of Langley
Alberni Valley Curling Club	City of Port Alberni
Alberni Valley Multiplex	City of Port Alberni
Aldergrove Community Arena	Corp. of the Township of Langley
Aldergrove Outdoor Pool	Corp. of the Township of Langley
Allan Lawrence Memorial Arena (Arena)	District of Stewart
Allan Lawrence Memorial Arena (Curling Rink)	District of Stewart
Almer Carlson Pool	District of Hope
Anne Fiddick Aquatic and Sports Centre	Village of Gold River
Aquannis Centre	Cowichan Valley Regional District
Archie Browning Sport Centre Curling Club	Corporation of the District of Esquimalt
Archie Browning Sports Centre	Corporation of the District of Esquimalt
Armstrong Memorial Pool	City of Armstrong
Art Holding Memorial Arena	Village of Chase
Ashcroft Curling Club	Village of Ashcroft
Ashcroft Pool	Village of Ashcroft
Athans Pool at the Kelowna Family "Y"	City of Kelowna
Bear Creek Pool	City of Surrey
Bear Mountain Arena	District of Metchosin
Beaver Valley Arena	Village of Fruitvale

Beban Pool	City of Nanaimo
Bill Copeland Sports Centre	City of Burnaby
Bonsor Pool	City of Burnaby
Boundary Expo Recreation Centre	Village of Midway
Brennan Park Arena	District of Squamish
Brennan Park Pool	District of Squamish
Britannia Pool	City of Vancouver
Britannia Arena	City of Vancouver
Britannia Rink	City of Vancouver
Brock Outdoor Pool	City of Kamloops
Brocklehurst Arena and Pool Complex	City of Kamloops
Bullhead Mountain Curling Club	District of Hudson's Hope
C.H. Foote Memorial Arena	Village of Fraser Lake
Cache Creek Pool	Village of Cache Creek
Campbell River Centennial Outdoor Pool	District of Campbell River
Canada Games Pool – Kelowna	City of Kamloops
Canada Games Pool – New Westminster	City of New Westminster
Canoe Valley Recreation Centre	Fraser-Fort George Regional District
Cariboo Memorial Twin Ice	City of Williams Lake
Castlegar and District Aquatic Centre	City of Castlegar
Castlegar and District Community Complex	City of Castlegar
Central Park Pool	City of Burnaby
CG Brown Pool	City of Burnaby
Chapman Camp Pool	City of Kimberley
Chase and District Curling Club	Village of Chase
Cheam Centre	City of Chilliwack
Chetwynd and District Recreation Complex (Arena)	District of Chetwynd
Chetwynd and District Recreation Complex (Pool)	District of Chetwynd
Chetwynd and District Recreation Complex (Curling Rink)	District of Chetwynd
Chilliwack Coliseum	City of Chilliwack
Chilliwack Curling Club	City of Chilliwack
Chilliwack Landing Leisure Centre	City of Chilliwack
Chilliwack Rotary Pool	City of Chilliwack
Chilliwack Twin Rinks	City of Chilliwack

Chimo Pool	City of Coquitlam
City Centre Aquatic Complex	City of Coquitlam
Claude L. Parisa Memorial Arena	District of Houston
Cliff McNabb Arena	City of Nanaimo
Cloverdale Arena	City of Surrey
Cloverdale Curling Rink	City of Surrey
Comox Valley Aquatic Centre	Comox-Strathcona Regional District
Comox Valley Sports Centre (Pool)	Comox-Strathcona Regional District
Comox Valley Sports Centre Arena 1	Comox-Strathcona Regional District
Comox Valley Sports Centre Arena 2	Comox-Strathcona Regional District
Coquitlam Sports Centre (Arena)	City of Coquitlam
Coquitlam Sports Centre (Curling Rink)	City of Coquitlam
Courtenay and District Memorial Pool	City of Courtenay
Cowichan Arena	Cowichan Valley Regional District
Cowichan Lake Sports Arena (Arena)	Town of Lake Cowichan
Cowichan Lake Sports Arena (Curling Rink)	Town of Lake Cowichan
Cranbrook Aquatic Centre	City of Cranbrook
Cranbrook Memorial Arena	City of Cranbrook
Cranbrook Recreation Complex (Arena)	City of Cranbrook
Cranbrook Recreation Complex (Curling Rink)	City of Cranbrook
Creston and District Community Complex (Arena)	Central Kootenay Regional District
Creston and District Community Complex (Pool)	Central Kootenay Regional District
Creston and District Community Complex (Curling Rink)	Central Kootenay Regional District
Crofton Community Pool	District of North Cowichan
Crystal Pool and Fitness Centre	City of Victoria
Dan Sharrers Aquatic Centre	District of Hope
Dawson Creek Centennial Pool	City of Dawson Creek
Dawson Creek Curling Rink	City of Dawson Creek
Dawson Creek Memorial Arena	City of Dawson Creek
District of Lillooet Recreation Centre (Arena)	District of Lillooet
District of Lillooet Recreation Centre (Pool)	District of Lillooet

District of Peachland Swim Bay	District of Peachland
District of Taylor Ice Centre	District of Taylor
Don Cruickshank Memorial Arena	District of Port Hardy
Drylands Arena	Village of Ashcroft
Duncan Curling Club	District of North Cowichan
Eagle Ridge Pool	City of Coquitlam
Earl Mah Aquatic Centre	City of Prince Rupert
Echo Aquatic Centre	City of Port Alberni
Eileen Dailly Pool	City of Burnaby
Elk Valley Leisure Centre (Arena)	District of Sparwood
Elk Valley Leisure Centre (Pool)	District of Sparwood
Elk Valley Leisure Centre (Curling Rink)	District of Sparwood
Elkford Library/Pool Complex	District of Elkford
Elkford Recreation Centre (Arena)	District of Elkford
Elkford Recreation Centre (Curling Rink)	District of Elkford
Elksentre	City of Prince George
Enderby Curling Club	North Okanagan Regional District
Enderby Pool	North Okanagan Regional District
Enderby Sports Complex	North Okanagan Regional District
Esquimalt Recreation Centre	Corp. of the Township of Esquimalt
Fernie Aquatic Centre	City of Fernie
Fernie Curling Club	City of Fernie
Fernie Memorial Arena	City of Fernie
Ferny Coombe Pool	District of Kent
Fort Forum	District of Fort St. James
Fort Langley Outdoor Pool	Corp. of the Township of Langley
Fort Nelson Aquatic Centre	Town of Fort Nelson
Fort Nelson Curling Rink	Town of Fort Nelson
Fort Nelson Recreation Centre	Town of Fort Nelson
Fort St. James Curling Club	District of Fort St. James
Fort St. John Curling Club	City of Fort St. John
Fort St. John Kids Arena	City of Fort St. John
Four Seasons Leisure Pool	City of Prince George
Frank Crane Arena	City of Nanaimo
Frank Jameson Community Centre	Town of Ladysmith
Fraser Lake Curling Rink	Village of Fraser Lake
Fuller Lake Arena	District of North Cowichan
G.R. Pearkes Recreation Centre	District of Saanich

Gerry Morgan Memorial Community Centre (Arena)	Village of Gold River
Gerry Morgan Memorial Community Centre (Curling Rink)	Village of Gold River
Gibsons and District Aquatic Facility	Town of Gibsons
Golden and District Centennial Arena	Town of Golden
Golden and District Recreation Centre	Columbia Shuswap Regional District
Golden Curling Rink	Columbia Shuswap Regional District
Golden Ears Winter Club	District of Maple Ridge
Golden Swimming Pool	Town of Golden
Gordon Head Recreation Centre	District of Saanich
Grand Forks and District Aquatic Centre	City of Grand Forks
Grand Forks Arena	City of Grand Forks
Grand Forks Curling Club	City of Grand Forks
Granisle Curling Rink	Village of Granisle
Greenaway Pool	City of Surrey
Greenwood Swimming Pool	City of Greenwood
Gyro Park Pool	City of Nelson
Hagensborg Centennial Pool	Central Coast Regional District
Hammond Pool	District of Maple Ridge
Harris Road Pool	District of Maple Ridge
Harrison Hot Springs Resort	Village of Harrison Hot Springs
Harry Jerome Recreation Centre (Arena)	City of North Vancouver
Harry Jerome Recreation Centre (Pool)	City of North Vancouver
Hassen Arena	City of Armstrong
Hirsh Creek Golf and Winter Club	District of Kitimat
Hjorth Road Park Pool	City of Surrey
Holly Park Pool	City of Surrey
Hope Arena	District of Hope
Houston and District Curling Rink	District of Houston
Houston Booster Swimming Pool	District of Houston
Hudson's Hope Arena	District of Hudson's Hope
Hudson's Hope Pool	District of Hudson's Hope
Hume Park Outdoor Pool	City of New Westminster
Hyde Creek Recreation Centre	City of Port Coquitlam
Ice Sports North Shore	District of North Vancouver
International Curling Club	Town of Osoyoos

Johnson Bentley Memorial	Central Okanagan Regional District
Juan de Fuca Aquatic Centre	District of Metchosin
Juan de Fuca Arena	District of Metchosin
Juan de Fuca Curling Club	District of Metchosin
Kamloops Curling Rink	City of Kamloops
Karen Magnussen Recreation Centre (Arena)	District of North Vancouver
Karen Magnussen Recreation Centre (Pool)	District of North Vancouver
Kaslo Arena	Village of Kaslo
Kaslo Curling Club	Village of Kaslo
Kelowna Curling Club	City of Kelowna
Kelowna Memorial Arena	City of Kelowna
Kelsey Recreation Centre	Village of Sayward
Ken Trombley Ice Arena	Village of Hazelton
Kensington Park Arena	City of Burnaby
Kensington Park Pool	City of Burnaby
Kensington Pool	City of Vancouver
Keremeos Community Pool	Okanagan Similkameen Regional District
Kerrisdale Pool	City of Vancouver
Kerrisdale Rink	City of Vancouver
Killarney Pool	City of Vancouver
Killarney Rink	City of Vancouver
Kimberley Civic Centre	City of Kimberley
Kimberley Curling Club	City of Kimberley
Kin Arena	City of Dawson Creek
Kin I	City of Prince George
Kin II	City of Prince George
Kin III	City of Prince George
Kin Pool	City of Nanaimo
Kinsmen Arena	City of Cranbrook
Kinsmen Park Pool	District of North Cowichan
Kitimat Ice Rink	District of Kitimat
Kitsilano Pool	City of Vancouver
Kitsilano Rink	City of Vancouver
Kiwanis Outdoor Pool	City of New Westminster
Kwantlen Park Pool	City of Surrey
Ladner Leisure Centre	Corporation of Delta
Lakeview Pool	City of Vernon
Langley Civic Centre	Corp. of the Township of Langley
Langley Twin Rinks	City of Langley
Logan Lake Curling Club	District of Logan Lake
Logan Lake Recreation Centre	District of Logan Lake

Logan Lake Swimming Pool	District of Logan Lake
Lord Byng Pool	City of Vancouver
Lumby Curling Club	Village of Lumby
Lumby Swimming Pool	Village of Lumby
Mackenzie Curling Club	District of Mackenzie
Mackenzie Outdoor Rink	District of Mackenzie
Mackenzie Recreation Centre (Arena)	District of Mackenzie
Mackenzie Recreation Centre (Pool)	District of Mackenzie
Maple Grove Pool	City of Vancouver
Maple Ridge Leisure Centre	District of Maple Ridge
Marysville Arena	City of Kimberley
Matsqui Recreation Centre	City of Abbotsford
Matsqui Recreation Centre Arena	City of Abbotsford
Matsqui Village Pool	City of Abbotsford
McArthur Island Curling Rink	City of Kamloops
McDonald Pool	City of Kamloops
McLaren Park Arena	City of Penticton
McPherson Park Pool	City of Burnaby
Meadow Park Sports Centre (Arena)	Resort Municipality of Whistler
Meadow Park Sports Centre (Pool)	Resort Municipality of Whistler
Memorial Arena	City of Kamloops
Midway Curling Club	Village of Midway
Minoru Aquatic Centre	City of Richmond
Minoru Arenas	City of Richmond
Mission Leisure Centre (Arena)	District of Mission
Mission Leisure Centre (Pool)	District of Mission
Mission Leisure Centre (Curling Rink)	District of Mission
Moody Park Arena	City of New Westminster
Mount Boucherie Arena	Central Okanagan Regional District
Mount Pleasant Pool	City of Vancouver
MSA Arena	City of Abbotsford
Nakusp Curling Club	Village of Nakusp
Nakusp Sports Complex	Village of Nakusp
Nanaimo Aquatic Centre	City of Nanaimo
Nanaimo Civic Arena	City of Nanaimo
Nanaimo Curling Club	City of Nanaimo
Nelson and District Aquatic and Fitness Centre	City of Nelson
Nelson Civic Centre Main Arena	City of Nelson

Nelson Civic Centre Small Arena	City of Nelson
Nelson Curling Club	City of Nelson
New Brighton Pool	City of Vancouver
New Westminster Curling Club	City of New Westminster
Newton Arena	City of Surrey
Newton Wave Pool	City of Surrey
Nicola Valley Aquatic Centre	City of Merritt
Nicola Valley Memorial Arena	City of Merritt
North Delta Outdoor Pool	Corporation of Delta
North Delta Recreation Centre (Arena)	Corporation of Delta
North Delta Recreation Centre (Pool)	Corporation of Delta
North Peace Arena	City of Fort St. John
North Peace Leisure Pool	City of Fort St. John
North Shore Winter Club	District of North Vancouver
North Surrey Indoor Pool	City of Surrey
North Surrey Recreation Centre	City of Surrey
Oak Bay Recreation Centre (Arena)	District of Oak Bay
Oak Bay Recreation Centre (Pool)	District of Oak Bay
Oliver and District Park and Recreation Arena	Town of Oliver
Oliver Community Centre	Town of Oliver
Oliver Pool	Town of Oliver
Panorama Recreation Centre	District of North Saanich
Panorama Recreation Centre – Arena A	District of North Saanich
Panorama Recreation Centre – Arena B	District of North Saanich
Parkinson Recreation Centre Pool	City of Kelowna
Parksville Curling Club	Regional District of Nanaimo
Pat Duke Memorial Arena	Village of Lumby
Peace Arch Curling Club	City of Whiterock
Pender Harbour Aquatic and Fitness Centre	Sunshine Coast Regional District
Penticton Community Centre	City of Penticton
Penticton Curling Club	City of Penticton
Penticton Memorial Arena	City of Penticton
Percy Norman Pool	City of Vancouver
Pitt Meadows Rinks	District of Maple Ridge
Planet Ice	District of Maple Ridge
Port Alice Curling Rink	Village of Port Alice
Port Alice Pool	Village of Port Alice

Port Alice Recreation Complex	Village of Port Alice
Port Coquitlam Centennial Pool	City of Port Coquitlam
Port Coquitlam Recreation Complex	City of Port Coquitlam
Port Hardy Pool	District of Port Hardy
Port Kells Pool	City of Surrey
Port McNeill Pool	Town of Port McNeill
Port McNeill Regional Arena	Mount Waddington Regional District
Port Moody Curling Rink	City of Port Moody
Port Moody Ice Arena	City of Port Moody
Pouce Coupe Outdoor Rink	Village of Pouce Coupe
Powell River Curling Club	District of Powell River
Powell River Recreation Complex (Arena)	District of Powell River
Powell River Recreation Complex (Pool)	District of Powell River
Priest Valley Arena	City of Vernon
Prince George Aquatic Centre	City of Prince George
Prince George Civic Centre Plaza Ice Arena	City of Prince George
Prince George Coliseum	City of Prince George
Prince George Curling Club	City of Prince George
Prince George Multiplex	City of Prince George
Prince Rupert Arena	City of Prince Rupert
Princeton and District Arena	Town of Princeton
Princeton Centennial Pool	Town of Princeton
Princeton Curling Rink	Town of Princeton
Queen's Park Arena	City of New Westminster
Quesnel and District Arts and Recreation Centre	City of Quesnel
Quesnel and District Twin Arenas	City of Quesnel
Ravensong Aquatic Centre	Regional District of Nanaimo
Renfrew Pool	City of Vancouver
Revelstoke Centennial Pool	City of Revelstoke
Revelstoke Curling Club	City of Revelstoke
Revelstoke Forum	City of Revelstoke
Richmond Ice Centre	City of Richmond
Riley Park Rink	City of Vancouver
Robert Burnaby Pool	City of Burnaby
Robert Hope Pool	City of Port Coquitlam
Robson Valley Recreation Centre (Arena)	Fraser-Fort George Regional District

Robson Valley Recreation Centre (Curling Rink)	Fraser-Fort George Regional District
Rochester Pool	City of Coquitlam
Rocky Point Pool	City of Port Moody
Ron Andrews Recreation Centre	District of North Vancouver
Rose Prairie Community Curling Centre	Village of Rose Prairie
Rossland Arena/Curling Rink	City of Rossland
Rossland Curling Rink	City of Rossland
Rossland Swimming Pool	City of Rossland
Rotary Lake	City of Dawson Creek
Routley Wading Pool	City of Port Coquitlam
Rutland Arena	City of Kelowna
Saanich Commonwealth Place	District of Saanich
Salmo Curling Club	Village of Salmo
Salmo Valley Swimming Pool	Village of Salmo
Salmon Arm Community Centre	District of Salmon Arm
Salmon Arm Curling Club	District of Salmon Arm
Sam Ketcham Memorial Pool	City of Williams Lake
Sam Lindsay Memorial Pool	District of Kitimat
SEAPARC Arena	District of Sooke
SEAPARC Leisure Complex	District of Sooke
Second Beach Pool	City of Vancouver
Sicamous Recreation Centre	Columbia Shuswap Regional District
Silverton Curling Rink	Village of Silverton
Similkameen Recreation Centre	Okanagan Similkameen Regional District
Skyreach Place	City of Kelowna
S'nootli Arena	Central Coast Regional District
Smithers Civic Centre	Town of Smithers
South Arm Outdoor Pool	City of Richmond
South Cariboo Recreation Centre	Cariboo Regional District
South Delta Recreation Centre (Arena)	Corporation of Delta
South Delta Recreation Centre (Curling Rink)	Corporation of Delta
South Kamloops Pool	City of Kamloops
South Surrey Arena	City of Surrey
South Surrey Indoor Pool	City of Surrey
Spani Pool	City of Coquitlam
Sport Mart Place	City of Kamloops
Sports Centre Arena	City of Kamloops
Steveston Outdoor Pool	City of Richmond

Strathcona Gardens (Arena)	Comox-Strathcona Regional District
Strathcona Gardens (Pool)	Comox-Strathcona Regional District
Summerland Aquatic and Fitness Centre	District of Summerland
Summerland Arena Complex	District of Summerland
Summerland Curling Club	District of Summerland
Sun Bowl Arena	Town of Osoyoos
Sun Valley Wading Pool	City of Port Coquitlam
Sungod Recreation Centre (Arena)	Corporation of Delta
Sungod Recreation Centre (Pool)	Corporation of Delta
Sunnyside Pool	City of Surrey
Sunset Pool	City of Vancouver
Sunset Rink	City of Vancouver
Sunshine Coast Arena	District of Sechelt
Sunwave Centre	District of Sechelt
Surrey Sport & Leisure Complex (Arena)	City of Surrey
Surrey Sport & Leisure Complex (Pool)	City of Surrey
Tamitik Arena	District of Kitimat
Taylor Curling Club	District of Taylor
Taylor Instructional Swimming Pool	District of Taylor
TBA Arena	City of Victoria
Templeton Park Pool	City of Vancouver
Terrace Aquatic Centre	City of Terrace
Terrace Arena	City of Terrace
Tom Forsyth Memorial Arena	Village of Burns Lake
Trail Aquatic and Leisure	City of Trail
Trail Memorial Centre (Arena)	City of Trail
Trail Memorial Centre (Curling Rink)	City of Trail
Trout Lake Rink	City of Vancouver
Tumbler Ridge Aquatic Centre	District of Tumbler Ridge
Tumbler Ridge Arena	District of Tumbler Ridge
Tumbler Ridge Curling Rink	District of Tumbler Ridge
Unwin Park Pool	City of Surrey
Valemount Curling Club	Village of Valemount
Valleyview Arena	City of Kamloops
Vancouver Aquatic Centre	City of Vancouver
Vancouver Curling Club	City of Vancouver

Vanderhoof 3.5' deep portable pool	District of Vanderhoof
Vanderhoof Arena	District of Vanderhoof
Vernon Aquatic Centre	City of Vernon
Vernon Centennial Outdoor Rink	City of Vernon
Vernon Civic Arena	City of Vernon
Vernon Curling Club	City of Vernon
Vernon Multiplex	City of Vernon
Victoria Curling Club	City of Victoria
Village of Tahsis Recreation Centre	Village of Tahsis
W.C. Blair Recreation Club	Corp. of the Township of Langley
Walnut Grove Community Centre	Corp. of the Township of Langley
Warfield Pool	Village of Warfield
Watermania	City of Richmond
Wells Outdoor Ice Rink	District of Wells
Wells Recreation Society/Wells Curling Club	District of Wells
West Coast Motel – pool	District of Ucluelet
West End Rink	City of Vancouver
West Vancouver Aquatic Centre	District of West Vancouver
West Vancouver Ice Arena	District of West Vancouver
Westhill Pool	City of Port Moody
Westsyde Indoor Pool	City of Kamloops
Whiterock Centennial Arena	City of Whiterock
William Griffin Recreation Centre	District of North Vancouver
Winfield Curling Club	District of Lake Country
Winfield Recreation Centre	District of Lake Country
Winskill Aquatic and Fitness Centre	Corporation of Delta

Appendix 4

Facilities by Type

Following is a list of facilities contained in the database, listed alphabetically.

ICE ARENAS

Facility Name	Location
Abbotsford Recreation Centre Arena	City Of Abbotsford
Alberni Valley Multiplex	City Of Port Alberni
Aldergrove Community Arena	Corporation Of The Township Of Langley
Allan Lawrence Memorial Arena	District Of Stewart
Archie Browning Sports Centre	Corporation Of The Township Of Esquimalt
Art Holding Memorial Arena	Village Of Chase
Bear Mountain Arena	District Of Metchosin
Beaver Valley Arena	Village Of Fruitvale
Bill Copeland Sports Centre	City Of Burnaby
Boundary Expo Recreation Centre	Village Of Midway
Brennan Park Arena	District Of Squamish
Britannia Rink	City Of Vancouver
Brocklehurst Arena and Pool Complex	City Of Kamloops
C.H Foote Memorial Arena	Village Of Fraser Lake
Canoe Valley Recreation Centre	Fraser-Fort George Regional District
Cariboo Memorial Twin Ice	City Of Williams Lake
Castlegar and District Community Complex	City Of Castlegar
Chetwynd and District Recreation Complex	District Of Chetwynd
Chilliwack Coliseum	City Of Chilliwack
Chilliwack Twin Rinks	City Of Chilliwack
Claude L. Parisa Memorial Arena	District Of Houston
Cliff McNabb Arena	City Of Nanaimo
Cloverdale Arena	City Of Surrey

Comox Valley Sports Centre Arena 1	Comox-Strathcona Regional District
Comox Valley Sports Centre Arena 2	Comox-Strathcona Regional District
Coquitlam Sports Centre	City Of Coquitlam
Cowichan Arena	Cowichan Valley Regional District
Cowichan Lake Sports Arena	Town Of Lake Cowichan
Cranbrook Memorial Arena	City Of Cranbrook
Cranbrook Recreation Complex	City Of Cranbrook
Creston and District Community Complex	Central Kootenay Regional District
Dawson Creek Memorial Arena	City Of Dawson Creek
District of Lillooet Recreation Centre	District Of Lillooet
District of Taylor Ice Centre	District Of Taylor
Don Cruickshank Memorial Arena	District Of Port Hardy
Drylands Arena	Village Of Ashcroft
Elk Valley Leisure Centre	District Of Sparwood
Elkford Recreation Centre	District Of Elkford
Elksentre	City Of Prince George
Enderby Sports Complex	North Okanagan Regional District
Fernie Memorial Arena	City Of Fernie
Fort Forum	District Of Fort St. James
Fort Nelson Recreation Centre	Town Of Fort Nelson
Fort St. John Kids Arena	City Of Fort St. John
Frank Crane Arena	City Of Nanaimo
Fuller Lake Arena	District Of North Cowichan
G. R. Pearkes Recreation Centre	District Of Saanich
Gerry Morgan Memorial Community Centre	Village Of Gold River
Golden and District Centennial Arena	Town Of Golden
Golden and District Recreation Centre	Columbia Shuswap Regional District
Grand Forks Arena	City Of Grand Forks
Harry Jerome Recreation Centre	City Of North Vancouver
Hassen Arena	City Of Armstrong
Hope Arena	District Of Hope
Hudson's Hope Arena	District Of Hudson's Hope
Ice Sports North Shore	District Of North Vancouver
Juan de Fuca Arena	District Of Metchosin
Karen Magnussen Recreation Centre	District Of North Vancouver
Kaslo Arena	Village Of Kaslo

Kelowna Memorial Arena	City Of Kelowna
Ken Trombley Ice Arena	Village Of Hazelton
Kensington Park Arena	City Of Burnaby
Kerrisdale Rink	City Of Vancouver
Killarney Rink	City Of Vancouver
Kimberley Civic Centre	CITY OF Kimberley
Kin Arena	City Of Dawson Creek
Kin I	City Of Prince George
Kin II	City Of Prince George
Kin III	City Of Prince George
Kinsmen Arena	City Of Cranbrook
Kitimat Ice Rink	District Of Kitimat
Kitsilano Rink	City Of Vancouver
Ladner Leisure Centre	Corporation Of Delta
Langley Civic Centre	Corporation Of The Township Of Langley
Langley Twin Rinks	City Of Langley
Logan Lake Recreation Centre	District Of Logan Lake
Mackenzie Outdoor Rink	District Of Mackenzie
Mackenzie Recreation Centre	District Of Mackenzie
Marysville Arena	CITY OF Kimberley
Matsqui Recreation Centre Arena	City Of Abbotsford
McLaren Park Arena	City Of Penticton
Meadow Park Sports Centre	Resort Municipality Of Whistler
Memorial Arena	City Of Kamloops
Minoru Arenas	City Of Richmond
Mission Leisure Centre	District Of Mission
Moody Park Arena	City Of New Westminster
Mount Boucherie Arena	Central Okanagan Regional District
MSA Arena	City Of Abbotsford
Nakusp Sports Complex	Village Of Nakusp
Nanaimo Civic Arena	City Of Nanaimo
Nelson Civic Centre Main Arena	City Of Nelson
Nelson Civic Centre Small Arena	City Of Nelson
Newton Arena	City Of Surrey
Nicola Valley Memorial Arena	City Of Merritt
North Delta Recreation Centre	Corporation Of Delta
North Peace Arena	City Of Fort St. John
North Surrey Recreation Centre	City Of Surrey
Oak Bay Recreation Centre	District Of Oak Bay
Oliver and District Park and Recreation Arena	Town Of Oliver
Panorama Recreation Centre-Arena A	District Of North Saanich

Panorama Recreation Centre-Arena B	District Of North Saanich
Pat Duke Memorial Arena	Village Of Lumby
Penticton Memorial Arena	City Of Penticton
Pitt Meadows Rinks	District Of Maple Ridge
Planet Ice	District Of Maple Ridge
Port Alice Recreation Complex	Village Of Port Alice
Port Coquitlam Recreation Complex	City Of Port Coquitlam
Port McNeill Regional Arena	Mount Waddington Regional District
Port Moody Ice Arena	City Of Port Moody
Pouce Coupe Outdoor Rink	Village Of Pouce Coupe
Powell River Recreation Complex	District Of Powell River
Priest Valley Arena	City Of Vernon
Prince George Civic Centre Plaza Ice Rink	City Of Prince George
Prince George Coliseum	City Of Prince George
Prince George Multiplex	City Of Prince George
Prince Rupert Arena	City Of Prince Rupert
Princeton and District Arena	Town Of Princeton
Queen's Park Arena	City Of New Westminster
Quesnel and District Twin Arenas	City Of Quesnel
Revelstoke Forum	City Of Revelstoke
Richmond Ice Centre	City Of Richmond
Riley Park Rink	City Of Vancouver
Robson Valley Recreation Centre	Fraser-Fort George Regional District
Rossland Arena/Curling Rink	City Of Rossland
Rutland Arena	City Of Kelowna
SEAPARC Arena	District Of Sooke
Sicamous Recreation Centre	Columbia Shuswap Regional District
Similkameen Recreation Centre	Okanagan Similkameen Regional District
Skyreach Place	City Of Kelowna
Smithers Civic Centre	Town Of Smithers
S'nootli Arena	Central Coast Regional District
South Cariboo Recreation Centre	Cariboo Regional District
South Delta Recreation Centre	Corporation Of Delta
South Surrey Arena	City Of Surrey
Sport Mart Place	City Of Kamloops
Sports Centre Arena	City Of Kamloops

Strathcona Gardens	Comox-Strathcona Regional District
Summerland Arena Complex	District Of Summerland
Sun Bowl Arena	Town Of Osoyoos
Sungod Recreation Centre	Corporation Of Delta
Sunset Rink	City Of Vancouver
Sunshine Coast Arena	District Of Sechelt
Sunwave Centre	District Of Salmon Arm
Surrey Sport & Leisure Complex	City Of Surrey
Tamitik Arena	District Of Kitimat
TBA Arena	City Of Victoria
Terrace Arena	City Of Terrace
Tom Forsyth Memorial Arena	Village Of Burns Lake
Trail Memorial Centre	City Of Trail
Trout Lake Rink	City Of Vancouver
Tumbler Ridge Arena	District Of Tumbler Ridge
Valleyview Arena	City Of Kamloops
Vanderhoof Arena	District Of Vanderhoof
Vernon Centennial Outdoor Rink	City Of Vernon
Vernon Civic Arena	City Of Vernon
Vernon Multiplex	City Of Vernon
Wells Outdoor Ice Rink	District Of Wells
West End Rink	City Of Vancouver
West Vancouver Ice Arena	District Of West Vancouver
Whiterock Centennial Arena	City Of Whiterock
Winfield Recreation Centre	District Of Lake Country

INDOOR POOLS

Facility Name	Location
Abbotsford Recreation Centre Pool	City Of Abbotsford
Anne Fiddick Aquatic and Sports Centre	Village Of Gold River
Aquannis Centre	Cowichan Valley Regional District
Athans Pool at the Kelowna Family 'Y'	City Of Kelowna
Beban Pool	City Of Nanaimo
Bonsor Pool	City Of Burnaby
Brennan Park Pool	District Of Squamish
Britannia Pool	City Of Vancouver
Campbell River Centennial Outdoor Pool	District Of Campbell River
Canada Games Pool	City Of New Westminster
Canada Games Pool	City Of Kamloops
Castlegar and District Aquatic Center	City Of Castlegar
CG Brown Pool	City Of Burnaby
Cheam Centre	City Of Chilliwack
Chetwynd and District Recreation Complex	District Of Chetwynd
Chilliwack Landing Leisure Centre	City Of Chilliwack
Chimo Pool	City Of Coquitlam
City Centre Aquatic Complex	City Of Coquitlam
Comox Valley Aquatic Centre	Comox-Strathcona Regional District
Comox Valley Sports Centre	Comox-Strathcona Regional District
Cranbrook Aquatic Centre	City Of Cranbrook
Crystal Pool and Fitness Centre	City Of Victoria
Dan Sharrers Aquatic Centre	District Of Hope
Dawson Creek Centennial Pool	City Of Dawson Creek
District of Lillooet Recreation Centre	District Of Lillooet
Earl Mah Aquatic Centre	City Of Prince Rupert
Echo Aquatic Centre	City Of Port Alberni
Eileen Dailly Pool	City Of Burnaby
Elk Valley Leisure Centre	District Of Sparwood
Elkford Library/Pool Complex	District Of Elkford
Esquimalt Recreation Centre	Corporation Of The Township Of Esquimalt
Fernie Aquatic Centre	City Of Fernie

Fort Nelson Aquatic Centre	Town Of Fort Nelson
Four Seasons Leisure Pool	City Of Prince George
Frank Jameson Community Centre	Town Of Ladysmith
Gibsons and District Aquatic Facility	Town Of Gibsons
Gordon Head Recreation Centre	District Of Saanich
Grand Forks and District Aquatic Centre	City Of Grand Forks
Harry Jerome Recreation Centre	City Of North Vancouver
Houston Booster Swimming Pool	District Of Houston
Hyde Creek Recreation Centre	City Of Port Coquitlam
Johnson Bentley Memorial	Central Okanagan Regional District
Juan de Fuca Aquatic Centre	District Of Metchosin
Karen Magnussen Recreation Centre	District Of North Vancouver
Kelsey Recreation Centre	Village Of Sayward
Kensington Pool	City Of Vancouver
Kerrisdale Pool	City Of Vancouver
Killarney Pool	City Of Vancouver
Logan Lake Swimming Pool	District Of Logan Lake
Lord Byng Pool	City Of Vancouver
Mackenzie Recreation Centre	District Of Mackenzie
Maple Ridge Leisure Centre	District Of Maple Ridge
Matsqui Recreation Centre	City Of Abbotsford
Meadow Park Sports Centre	Resort Municipality Of Whistler
Minoru Aquatic Centre	City Of Richmond
Mission Leisure Centre	District Of Mission
Nanaimo Aquatic Centre	City Of Nanaimo
Nelson and District Aquatic and Fitness Centre	City Of Nelson
Newton Wave Pool	City Of Surrey
Nicola Valley Aquatic Centre	City Of Merritt
North Peace Leisure Pool	City Of Fort St. John
North Surrey Indoor Pool	City Of Surrey
Oak Bay Recreation Centre	District Of Oak Bay
Panorama Recreation Centre	District Of North Saanich
Parkinson Recreation Centre Pool	City Of Kelowna
Pender Harbour Aquatic and Fitness Centre	Sunshine Coast Regional District
Penticton Community Centre	City Of Penticton
Percy Norman Pool	City Of Vancouver
Port Alice Pool	Village Of Port Alice
Port Hardy Pool	District Of Port Hardy

Powell River Recreation Complex	District Of Powell River
Prince George Aquatic Centre	City Of Prince George
Quesnel and District Arts and Recreation Centre	City Of Quesnel
Ravensong Aquatic Centre	Regional District Of Nanaimo
Renfrew Pool	City Of Vancouver
Ron Andrews Recreation Centre	District Of North Vancouver
Saanich Commonwealth Place	District Of Saanich
Salmon Arm Community Centre	District Of Salmon Arm
Sam Ketcham Memorial Pool	City Of Williams Lake
Sam Lindsay Memorial Pool	District Of Kitimat
SEAPARC Leisure Complex	District Of Sooke
South Kamloops Pool	City Of Kamloops
South Surrey Indoor Pool	City Of Surrey
Strathcona Gardens	Comox-Strathcona Regional District
Summerland Aquatic and Fitness Centre	District Of Summerland
Sungod Recreation Centre	Corporation Of Delta
Surrey Sport & Leisure Complex	City Of Surrey
Taylor Instructional Swimming Pool	District Of Taylor
Templeton Park Pool	City Of Vancouver
Terrace Aquatic Centre	City Of Terrace
Trail Aquatic and Leisure Centre	City Of Trail
Tumbler Ridge Aquatic Centre	District Of Tumbler Ridge
Vancouver Aquatic Centre	City Of Vancouver
Vanderhoof 3.5' deep portable pool	District Of Vanderhoof
Vernon Aquatics Center	City Of Vernon
Village of Tahsis Recreation Centre	Village Of Tahsis
W.C. Blair Recreation Centre	Corporation Of The Township Of Langley
Walnut Grove Community Centre	Corporation Of The Township Of Langley
Watermania	City Of Richmond
West Coast Motel - pool	District Of Ucluelet
West Vancouver Aquatic Centre	District Of West Vancouver
Westsyde Indoor Pool	City Of Kamloops
William Griffin Recreation Centre	District Of North Vancouver
Winskill Aquatic and Fitness Centre	Corporation Of Delta

OUTDOOR POOLS

Facility Name	Location
Al Anderson Memorial Pool	City of Langley
Aldergrove Outdoor Pool	Corporation of The Township of Langley
Almer Carlson Pool	District of Hope
Ashcroft Pool	Village of Ashcroft
Bear Creek Pool	City of Surrey
Cache Creek Pool	Village of Cache Creek
Revelstoke Centennial Pool	City of Revelstoke
Abbotsford Centennial Pool	City of Abbotsford
Port Coquitlam Centennial Pool	City of Port Coquitlam
Central Park Pool	City of Burnaby
Chapman Camp Pool	City of Kimberley
Courtenay and District Memorial Pool	City Of Courtenay
District of Peachland Swim Bay	District Of Peachland
Eagle Ridge Pool	City Of Coquitlam
Enderby Pool	North Okanagan Regional District
Ferny Coombe Pool	District Of Kent
Fort Langley Outdoor Pool	Corporation Of The Township Of Langley
Golden Swimming Pool	Town Of Golden
Greenaway Pool	City Of Surrey
Greenwood Swimming Pool	City Of Greenwood
Gyro Park Pool	City Of Nelson
Hammond Pool	District Of Maple Ridge
Harris Road Pool	District Of Maple Ridge
Hjorth Road Park Pool	City Of Surrey
Holly Park Pool	City Of Surrey
Hudson's Hope Pool	District Of Hudson's Hope
Hume Park Outdoor Pool	City Of New Westminster
Kensington Park Pool	City Of Burnaby
Kin Pool	City Of Nanaimo
Kiwanis Outdoor Pool	City Of New Westminster
Kwantlen Park Pool	City Of Surrey
Lakeview Pool	City Of Vernon
Lumby Swimming Pool	Village Of Lumby
Matsqui Village Pool	City Of Abbotsford
McPherson Park Pool	City Of Burnaby
Armstrong Memorial Pool	City Of Armstrong
North Delta Outdoor Pool	Corporation Of Delta
Oliver Pool	Town Of Oliver
Port Kells Pool	City Of Surrey

Port McNeill Pool	Town Of Port McNeill
Princeton Centennial Pool	Town Of Princeton
Robert Burnaby Pool	City Of Burnaby
Robert Hope Pool	City Of Port Coquitlam
Rochester Pool	City Of Coquitlam
Rocky Point Pool	City Of Port Moody
Rossland Swimming Pool	City Of Rossland
Rotary Lake	City Of Dawson Creek
Chilliwack Rotary Pool	City Of Chilliwack
Routley Wading Pool	City Of Port Coquitlam
South Arm Outdoor Pool	City Of Richmond
Spani Pool	City Of Coquitlam
Steveston Outdoor Pool	City Of Richmond
Sun Valley Wading Pool	City Of Port Coquitlam
Sunnyside Pool	City Of Surrey
Unwin Park Pool	City Of Surrey
Warfield Pool	Village Of Warfield
Westhill Pool	City Of Port Moody
Keremeos Community Pool	Okanagan Similkameen Regional District
Kinsmen Park Pool	District Of North Cowichan
Crofton Community Pool	District Of North Cowichan
Creston and District Community Complex	Central Kootenay Regional District
Brock Outdoor Pool	City Of Kamloops
McDonald Pool	City Of Kamloops
Salmo Valley Swimming Pool	Village Of Salmo
Hagensborg Centennial Pool	Central Coast Regional District
Kitsilano Pool	City Of Vancouver
Maple Grove Pool	City Of Vancouver
Mount Pleasant Pool	City Of Vancouver
New Brighton Pool	City Of Vancouver
Second Beach Pool	City Of Vancouver
Sunset Pool	City Of Vancouver

CURLING FACILITIES

Facility Name	Location
100 Mile and District Curling Rink	Cariboo Regional District
Abbotsford Curling Club	City Of Abbotsford
Alberni Valley Curling Club	City Of Port Alberni
Allan Lawrence Memorial Arena	District Of Stewart
Archie Browning Sports Centre Curling Club	Corporation Of The Township Of Esquimalt
Ashcroft Curling Club	Village Of Ashcroft
Bullhead Mountain Curling Club	District Of Hudson's Hope
Chase and District Curling Club	Village Of Chase
Chetwynd and District Recreation Complex	District Of Chetwynd
Chilliwack Curling Club	City Of Chilliwack
Cloverdale Curling Rink	City Of Surrey
Coquitlam Sports Centre	City Of Coquitlam
Cowichan Lake Sports Arena	Town Of Lake Cowichan
Cranbrook Recreation Complex	City Of Cranbrook
Creston and District Community Complex	Central Kootenay Regional District
Dawson Creek Curling Rink	City Of Dawson Creek
Duncan Curling Club	District Of North Cowichan
Elk Valley Leisure Centre	District Of Sparwood
Elkford Recreation Centre	District Of Elkford
Enderby Curling Club	North Okanagan Regional District
Fernie Curling Club	City Of Fernie
Fort Nelson Curling Rink	Town Of Fort Nelson
Fort St. James Curling Club	District Of Fort St. James
Fort St. John Curling Club	City Of Fort St. John
Fraser Lake Curling Rink	Village Of Fraser Lake
Gerry Morgan Memorial Community Centre	Village Of Gold River
Golden Curling Rink	Columbia Shuswap Regional District
Golden Ears Winter Club	District Of Maple Ridge
Grand Forks Curling Club	City Of Grand Forks
Granisle Curling Rink	Village Of Granisle
Harrison Hot Springs Resort	Village Of Harrison Hot Springs
Hirsch Creek Golf and Winter Club	District Of Kitimat
Houston and District Curling Rink	District Of Houston
International Curling Club	Town Of Osoyoos
Juan de Fuca Curling Club	District Of Metchosin

Kamloops Curling Rink	City Of Kamloops
Kaslo Curling Club	Village Of Kaslo
Kelowna Curling Club	City Of Kelowna
Kimberley Curling Club	City of Kimberley
Logan Lake Curling Club	District Of Logan Lake
Lumby Curling Club	Village Of Lumby
Mackenzie Curling Club	District Of Mackenzie
McArthur Island Curling Rink	City Of Kamloops
Midway Curling Club	Village Of Midway
Mission Leisure Centre	District Of Mission
Nakusp Curling Club	Village Of Nakusp
Nanaimo Curling Club	City Of Nanaimo
Nelson Curling Club	City Of Nelson
New Westminster Curling Club	City Of New Westminster
North Delta Recreation Centre	Corporation Of Delta
North Shore Winter Club	District Of North Vancouver
Oliver Community Centre	Town Of Oliver
Parksville Curling Club	Regional District Of Nanaimo
Peace Arch Curling Club	City Of Whiterock
Penticton Curling Club	City Of Penticton
Port Alice Curling Rink	Village Of Port Alice
Port Moody Curling Rink	City Of Port Moody
Powell River Curling Club	District Of Powell River
Prince George Curling Club	City Of Prince George
Princeton Curling Rink	Town Of Princeton
Revelstoke Curling Club	City Of Revelstoke
Robson Valley Recreation Centre	Fraser-Fort George Regional District
Rose Prairie Community Curling Centre	Village Of Rose Prairie
Rosland Curling Rink	City Of Rosland
Salmo Curling Club	Village Of Salmo
Salmon Arm Curling Club	District Of Salmon Arm
Silverton Curling Rink	Village Of Silverton
South Delta Recreation Centre	Corporation Of Delta
Summerland Curling Club	District Of Summerland
Taylor Curling Club	District Of Taylor
Trail Memorial Centre	City Of Trail
Tumbler Ridge Curling Rink	District Of Tumbler Ridge
Valemount Curling Club	Village Of Valemount
Vancouver Curling Club	City Of Vancouver
Vernon Curling Club	City Of Vernon
Victoria Curling Club	City Of Victoria
Wells Recreation Society/Wells Curling Club	District Of Wells
Winfield Curling Club	District Of Lake Country

Appendix 5

Survey Process Questionnaire Comments

Following is a summary of the comments received from the Part 5, Survey Process Questionnaire portion of the Survey.

Was the requested information readily available to you in completing the survey? If not, which questions were difficult to answer and why?

- Many facilities do not keep record of facility usage
- Area of facility was not readily available

In your opinion, are there sections of this survey that are not relevant to the recreation facility database?

- Area of the facility
- Temporary seating capacity
- Number of spectator usage

Can you suggest other areas of information that should be considered when we update the recreation facility database?

- List the types of access improvements i.e. electric doors
- Include dollar value of renovations and upgrades
- Operating costs/annual revenues/recovery rates
- Fees
- What about listing stand alone water parks
- For swimming pools and ice surfaces – are they stand alone or do they have other amenities attached? For example are they part of a recreation complex such as PRC pool or stand alone such as Kelowna Y
- List mechanical upgrades that have taken place
- Annual lifecycle plan funding
- Hours of operation
- Cost deficit per ice sheet
- Include other facilities such as gymnasiums, theatre, athletic parks, libraries, community centres, etc.
- More information on the maintenance of the facility such as type of pool sanitizer, water source, method of heating pool/rinks, etc.

- Square footage of changerooms, ancillary spaces
- Types of mechanical systems in Pools - high pressure sand and Arenas – Ammonia or Freon
- List if there are seasonal closures for facilities
- Eventually data should be gathered to show cost/benefit of various types of major renovations, both for dollars and attendance
- Some questions related to usage are too simplistic – should ask for number of public skaters, minor hockey players, etc.
- If the purpose is to find out the state of deterioration – we should ask about the state of repair – some old buildings are in excellent condition – some newer buildings need to be replaced
- Funding – is the facility regionally funded?
- In regards to Curling thought should be given to curling apparatus such as rocks, ice machines, ice maintenance equipment

Other comments:

- The ability to complete the survey on line would be beneficial

Appendix 6

Response Page

This page has been provided so that participating organizations can provide data revision information or other general comments on the facility inventory. Please fax comments to the BCRPA at (604) 629-2651.

PART 1 – ORGANIZATION

Name of Organization: _____

Organization website: _____

Name of person responding: _____

Telephone Number: _____

Date: _____

PART 2 – FACILITY COMMENTS

Name of facility: _____

Address of facility: _____

Comments: _____

PART 3 – GENERAL COMMENTS

Comments: _____



A Time for Renewal

Just as healthy living and environmental consideration require a new focus and on-going commitment, recreation infrastructure urgently needs on-going investment. With sustainable maintenance and funding for renewal, recreation facilities are one of the most cost-effective prescriptions for good health and engaged citizens.

For More Information

Access the complete Facilities Assessment Study at:

www.bcrpa.bc.ca



101-4664 Lougheed Highway
Burnaby, BC V5C 5T5
604.629.0965